



**ARTICULATION AGREEMENT**

**DATE DRAFTED:** January 17, 2017  
**VALID ACADEMIC YEARS:** 2016-17, 2017-18

**LMC COURSE:** EMS-010

**ADULT EDUCATION SCHOOL COURSE:** Emergency Medical Technician (EMT 1)

**School:** Mt. Diablo Adult Education

**Address:** 1266 San Carlos Dr., Concord, CA 94519

**A. COLLEGE COURSE DESCRIPTION:** This course provides training and knowledge required of the EMT-B scope of practice for the National Registry Standard and the state of California. It prepares students for certification as an Emergency Medical Technician and to work in an entry-level position as an Ambulance Attendant, Emergency Room Technician, or Firefighter. The course covers topics such as History of EMS systems, Roles and Responsibilities of the Emergency Medical Technician, Infection Control, Pathophysiology of Injuries and Disease Processes, Airway Management, Assessment and Management of Medical Patients and Trauma Patients, including Bleeding Control, Shock Management, C-Spine Immobilization, and Splinting and Bandaging. Successful completion of this course allows the student to take the national registry exam administered by the National Registry of Emergency Medical Technicians. EMT certification is the minimum requirement for ambulance attendants and is a prerequisite for paramedic programs and Fire Academies.

**B. UNITS:** 8

**C. PRE-REQUISITES:** None

**D. REQUIRED CONTENT FOR ARTICULATION:**

**1. Introduction/Orientation to the Course**

- a. Intro to emergency care, well-being of the EMT-
- b. Distinctions between First Responder and EMT-1
- c. Medical/legal/ethical issues- legal and ethical codes of conduct
- d. Render basic life support, rescue and emergency medical care to patients,

**2. Human Body/Scene Size Up and Initial Assessment, diagnostic vital signs**

- a. Intro to anatomy and physiology of the body with how it relates to EMS.
- b. Performing a scene size up to determine scene safety.
- c. Differentiate life-threatening emergencies from non-life threatening emergencies.
- d. Evaluate the ill and injured,
- e. Perform methods of obtaining diagnostic vital signs to include, but not limited to, temperature, blood pressure, pulse and respirations, pulse oximetry, level of consciousness and pupil status

**3. Airway Management**

- a. Assessment, treatment and management of airway emergencies.
- b. Use of airway adjuncts, suctioning, oxygen administration via various devices.

#### **4. Respiratory Emergencies**

- a. Assessment and treatment of respiratory emergencies including medication intervention for management of such.
- b. Learn and use basic oxygen administration devices such as administering oxygen, using adjunctive airway and breathing devices, OPA and NPA use, suction devices, using humidifiers, partial rebreathers, venturi masks and nonrebreather masks, mechanical and manual ventilation devices designed for pre-hospital use and CPAP, continuous positive airway pressure

#### **5. Pharmacology/Documentation/Communication, Assist patients with administration of Physician prescribed devices**

- a. Introduction to pharmacology as it pertains to EMS providers.
- b. Introduction to completing a Pre-hospital Care Report as required by law.
- c. Introduction to communication as it pertains to EMS providers in the patient, ambulance and hospital setting.
- d. Learn to administer OTC over the counter Medications when approved by LEMSA
- e. Oral glucose or sugar solutions, Aspirin for MI, Myocardial Infarction
- f. Learn and use patient operated medication pumps, sublingual nitroglycerin, and self-administered emergency medications, including Epinephrine devices
- g. EMT or Supervised EMT in the Pre-hospital setting and/or during inter-facility transport may monitor intravenous lines delivering glucose solutions or isotonic solutions, or isotonic salt solutions, including Lactated Ringers for volume replacement
- h. Learn how to monitor IV fluids and maintain flow rate or adjust flow rate or turn off or on flow rate, or maintain a preset flow rate

#### **6. Cardiac Emergencies, Cardio Pulmonary Resuscitation, Setting up for ALS procedures**

- a. Assessment and treatment of cardiac emergencies including medication intervention for management of such.
- b. Perform Cardio Pulmonary Resuscitation, including the use of mechanical adjuncts to basic CPR
- c. Learn how to set up ALS equipment by an Advanced EMT or Paramedic
- d. Learn and perform with the AED, Automated External Defibrillator

#### **7. Altered Mental Status/Diabetic Emergencies**

- a. Assessment and treatment non-traumatic problems of the central nervous system and including medication intervention for management of such.

#### **8. Acute Abdominal Emergencies/Allergic Reactions/Poisoning and Overdose Emergencies**

- a. Assessment and treatment of non-traumatic problems of the abdomen.
- b. Assessment and treatment of allergic reactions including medication intervention for management of such.
- c. Assessment and treatment of poisoning and overdose emergencies including management of such.

#### **9. Environmental Emergencies/Behavioral Emergencies**

- a. Assessment and treatment of environmental emergencies including management of such.
- b. Assessment and treatment of behavioral emergencies including management of such.

#### **10. Obstetrics and Gynecological Emergencies/Intro to Trauma/Mechanisms of Injury**

- a. Assessment and treatment of gynecological emergencies including management of such with instruction on emergency childbirth.
- b. Introduction to mechanisms of injury which may result in severe traumatic injuries including management of such.
- c. Learn to extricate trapped patients
- d. Learn to perform field triage, transport patients and use mechanical patient restraint

#### **11. Injuries to the Head and Spine**

- a. Assessment and treatment of injuries to the head and spine with emphasis on recognition, immobilization and management of head and spinal injuries.
  - b. Use of various types of stretchers and spinal immobilization devices
  - c. Perform spinal immobilization and seated spinal immobilization
- 12. Bleeding Control and Shock Management**
- a. Assessment, treatment and management of bleeding emergencies and assessment, treatment and management of shock.
  - b. Bleeding control through the application of a tourniquet, use of hemostatic dressings
- 13. Soft Tissue Injuries**
- a. Assessment and treatment of soft tissue injuries including management of such.
- 14. Musculoskeletal Injuries**
- a. Assessment and treatment of musculoskeletal injuries including management of such.
  - b. Extremity splinting and Traction Splinting, Hare or Sager or Kendrick
- 15. Infants and Children/Geriatric Patients**
- a. Assessment and treatment of infants and children including the special considerations in regards to the difference in anatomy and interpersonal communications.
  - b. Assessment and treatment of geriatric patients including special considerations in regards the interpersonal communications and extremes in the life span.
- 16. Ambulance operations/gaining access and rescue operations/special operations/EMS response to terrorism**
- a. Interagency collaboration and cooperation.
  - b. Assessment of special scenes with importance placed on additional resources needed for gaining access to patients and managing rescue operations.
  - c. Triage and disaster scene management.
  - d. Assessment and management of potential terrorism.
- 17. Written Examination/Skill Performance Evaluation**
- a. Comprehensive integration of thought process and skills performance in Airway Management, Patient Assessment/Management – Medical, Patient Assessment/Management – Trauma, Spinal Immobilization, AED use, and a random skill chosen from among any of several National Registry skills, including but not limited to Traction Splinting and Bleeding Control/Shock Management.
- 18. Presentation of Course Completion Materials**
- a. Policies and procedures of the Emergency Medical Services Systems for initial certification.
  - b. Recertification process.
  - c. The scope of practice shall not exceed those activities authorized in this section, section 1000064 and section 1000064.1. Authority cited sections 1797.107, 1797.109, and 1797.170 of the Health and Safety Code. Reference: 1797.170, and 1797.221 Health and Safety Code.

**E. REQUIRED COMPETENCIES (PERFORMANCE OBJECTIVES) FOR ARTICULATION:**

1. To prepare students with the knowledge and skill set required performing the duties of an emergency medical technician, following the National Standard Curriculum for the EMT, the National EMS Education Standards, and the National Registry of Emergency Medical Technicians (NREMT) National EMS Practice Analysis.
2. To prepare students for the National Registry of Emergency Medical Technicians (NREMT) certification examination for EMT-Basic leading to state EMT certification
3. To train students in all aspects of the industry enabling them to make appropriate employment decisions relating to emergency medical services, such as EMT, Paramedic, Emergency Room Technician, or applying to public safety agencies for entry level positions.

**F. METHODS FOR END OF COURSE ASSESSMENT:**

- a. Weekly quizzes (minimum score of 80%)
- b. Skills competency check-offs (minimum score of 100%)
- c. Class participation/Check for understanding activities
- d. Written final examination (minimum score of 80%)
- e. Skills final (practical) examination (minimum score and no critical failures)
- f. Credit by exam: Students must receive a grade of "B" or better on the final exam

**G. PROCEDURES AND/OR CRITERIA FOR COURSE ARTICULATION:**

1. Complete the **Emergency Medical Technician (EMT 1)** course at **Mt. Diablo Adult Education Center** with a grade of "B" or better.
2. Complete the LMC "Credit by Exam" procedure with a grade of "B" or better.
3. Apply for admission at Los Medanos College.
4. Register for CATEMA for electronic submission of college credit **OR** obtain copy of high school transcript and articulation agreement and submit to the LMC Office of Admissions & Records.
5. Upon completion of the above, the student will receive on his/her LMC and CCCCD (California Community College District) transcripts the **8 units of credit for LMC's EMS-010 Emergency Medical Technician** course.

**H. TEXTBOOKS OR OTHER SUPPORTING MATERIALS**

*Emergency Care and Transportation of the Sick and Injured* (Book & Navigate 2 Preferred Access)  
by American Academy of Orthopaedic Surgeons - Eleventh Edition  
Series Editor: Andrew N. Pollak, MD, FAAOS  
ISBN: 978-1-284-10702-9


ARTICULATION AGREEMENT SIGNATURE PAGE

DATE DRAFTED: December 1, 2016  
VALID ACADEMIC YEARS: 2016-17, 2017-18

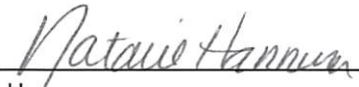
LMC COURSE: EMS-010

ADULT EDUCATION SCHOOL COURSE: Emergency Medical Technician (EMT 1)

COLLEGE SIGNATURES

  
\_\_\_\_\_  
Kevin Horan  
LMC Vice President of Instruction & Student Services

4/19/17  
Date


  
\_\_\_\_\_  
Natalie Hannum  
LMC Dean of Career and Technical Education & Social Sciences

2/17/17  
Date

  
\_\_\_\_\_  
German Sierra  
LMC FIRE/EMS Dept. Chair  
LMC EMS Instructor

Date


HIGH SCHOOL/ROP/DISTRICT SIGNATURES

  
\_\_\_\_\_  
Vittoria Abbate  
Mt. Diablo Adult Education Director

10th February, 2017  
Date

\_\_\_\_\_  
Nellie Meyer, Ed.D.  
Mt. Diablo Unified School District Superintendent

Date

  
\_\_\_\_\_  
Jonathan Roselin  
EMT Program Director  
Assistant Director, Mt. Diablo Adult Education  
CTEC Programs

2/8/17  
Date

  
\_\_\_\_\_  
Gary Giusti  
EMT Instructor, Mt. Diablo Adult Education

2/1/17  
Date