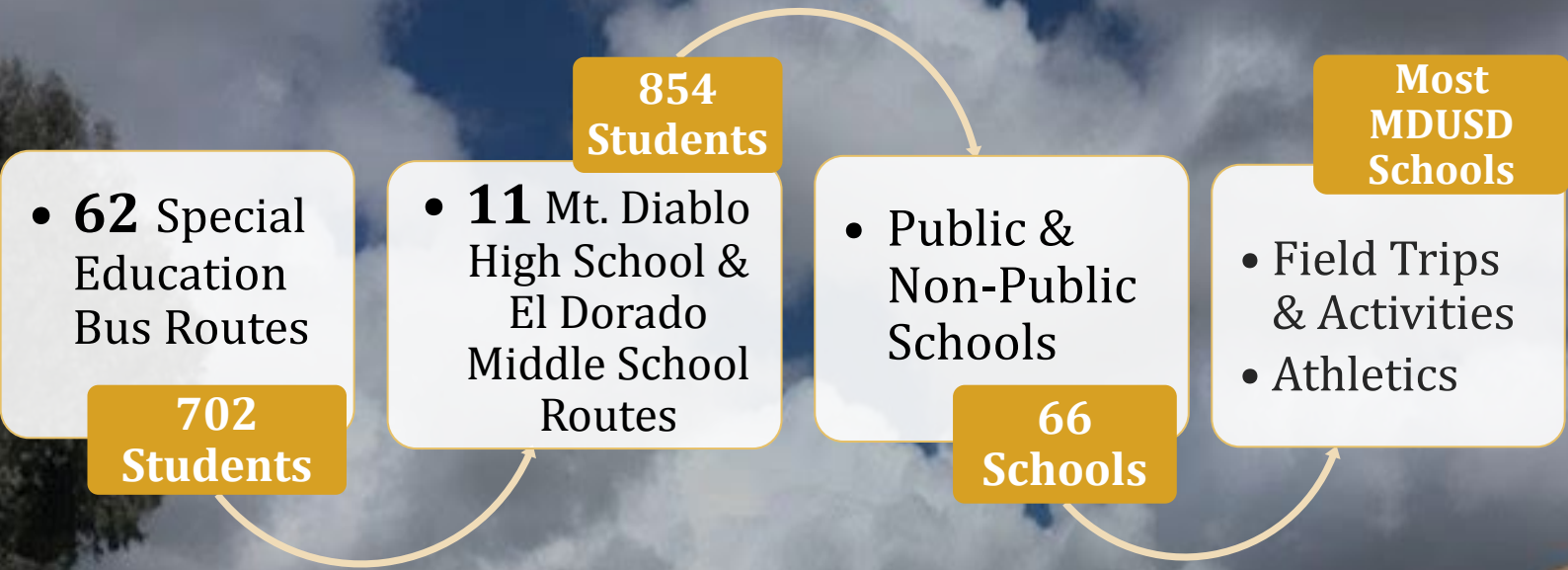
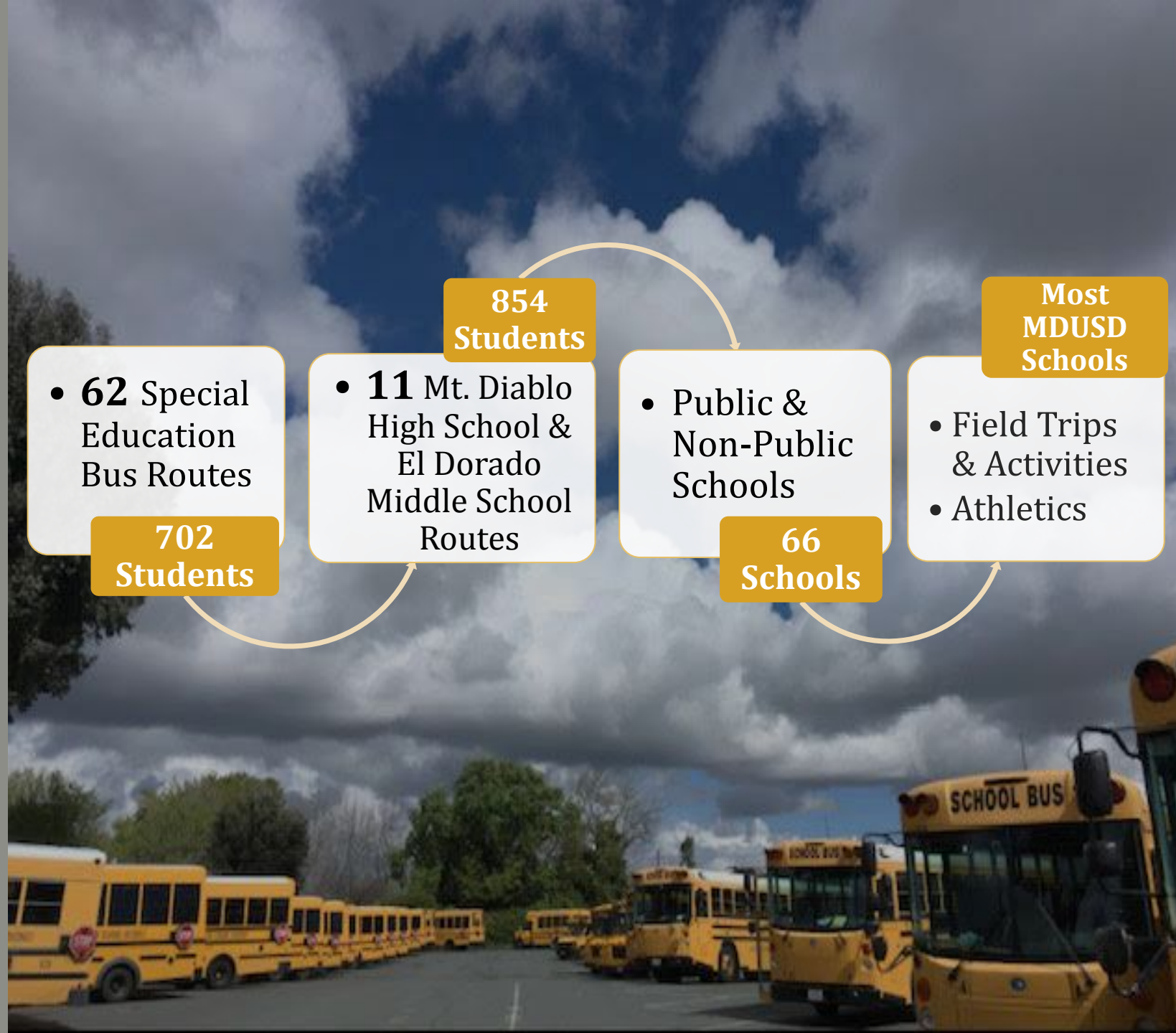


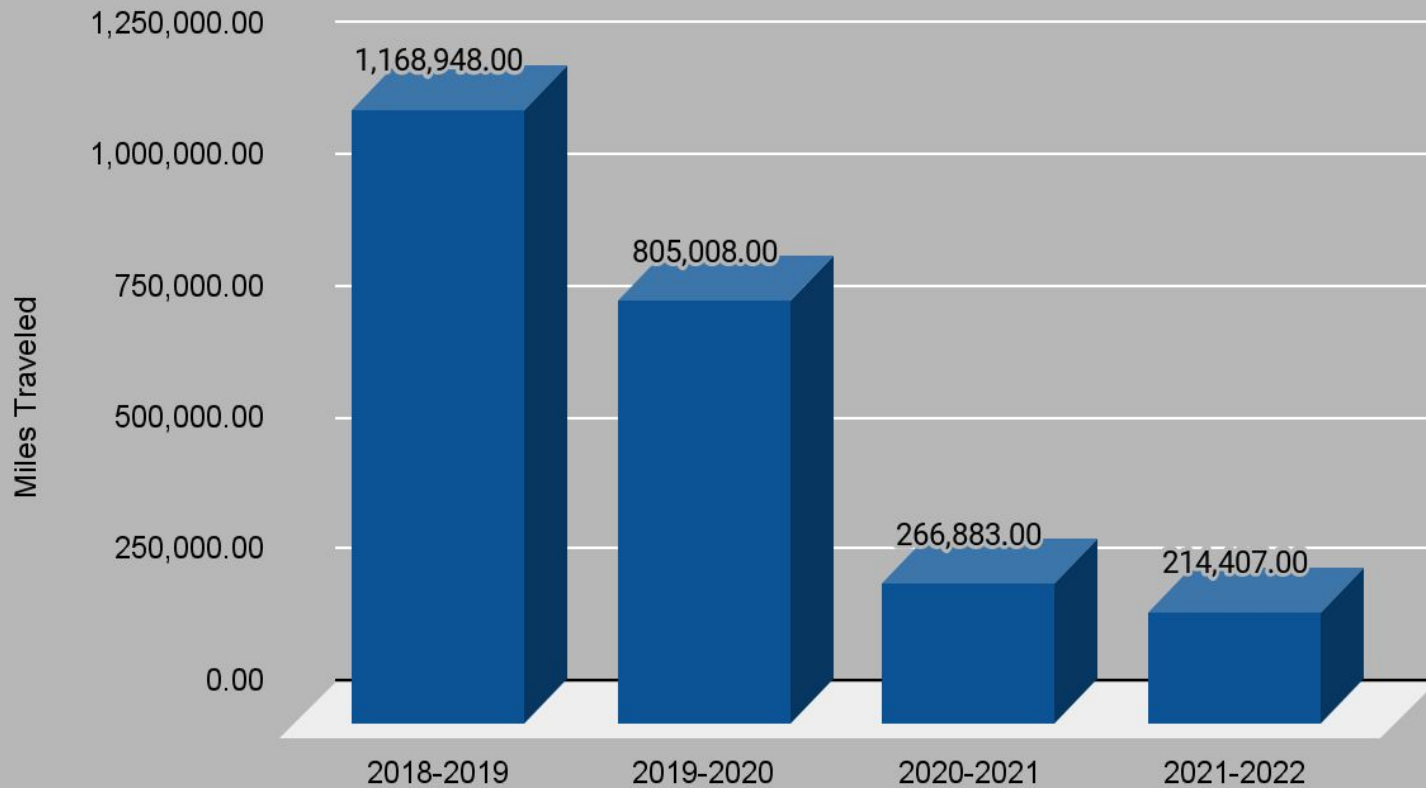
TRANSPORTATION DEPARTMENT

December 8, 2021
Board Meeting
Cristian Lepe, Transportation Coordinator



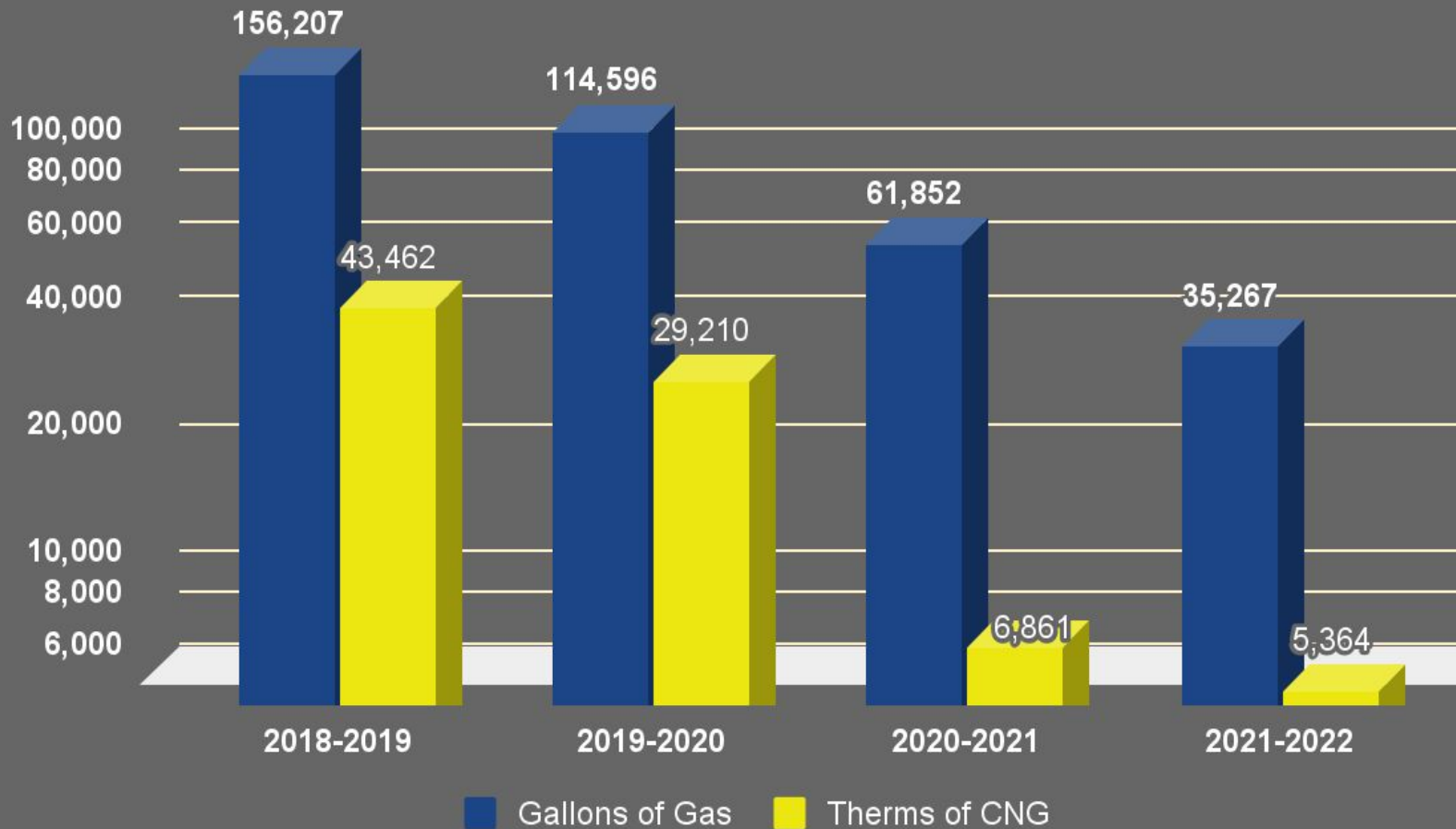


Miles Traveled - Buses Only



**Miles Traveled for
2021-2022
will be closer to
2018-2019
levels**

Fuel Consumption - All Vehicles



112 Buses:

- 94 Vans*
- 18 Big buses
- including 16 new electric buses

143 Other vehicles**

**which includes, trucks, vans, maintenance vehicles, dump trucks, lawnmowers, edgers, tractors, backhoe, loader, and other construction equipment

“Bay Area gas prices in September were 20.2% above September 2019. The August gasoline price index was 22.6% higher than in August 2019. The July index showed a two-year increase of 16.1%.”

- The Mercury News article on October 13, 2021

Mt. Diablo Unified School District Transportation Department

112 Buses / 81 Bus Drivers



- 1556 Students transported on bus routes
- Routes to Alamo, Bay Point, Berkeley, Brentwood, Clayton, Concord, Lafayette, Livermore, Martinez, Pacheco, Pittsburg, Pleasant Hill, and Walnut Creek



2 contracted transport services are used to help transport **46** students to some of the **26** non-public schools



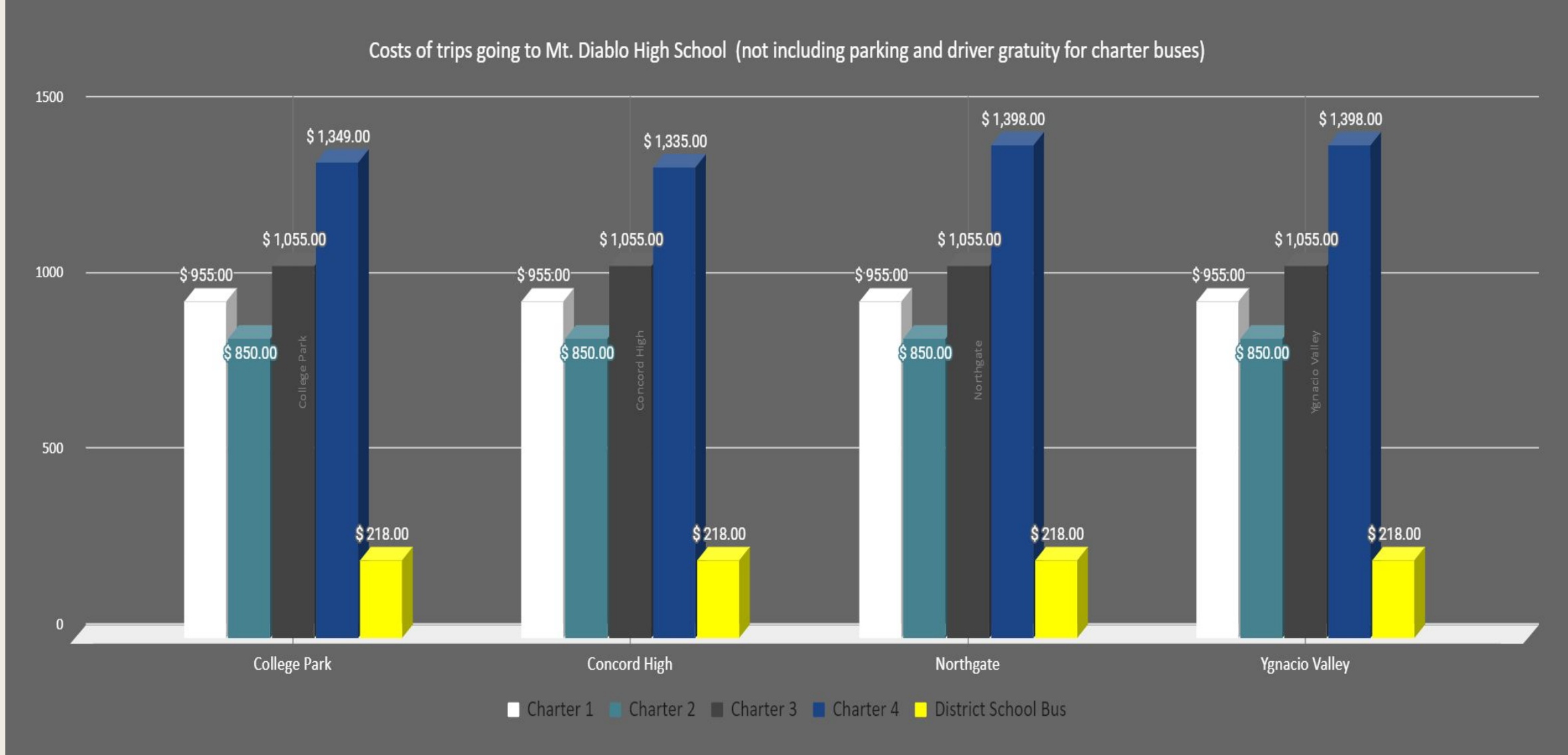
- 100% retention of school bus drivers through COVID and '21-'22 School Year
- Our drivers show care and commitment to our students



Trips for Activities and Athletics

Based on a minimum 5 hour trip - 1 bus with 54 students

Example of pricing for a trip from any school within the District to Mt. Diablo High School



The Wheels of the Bus go 'round and 'round

...and the cost continues to go up and up!



Our **88** special needs buses have **6** tires each.
That's **528** tires in our pool

- 2 front tires and 4 rear tires.
Size LT225/75R16 RS-A
- CHP requires front tires to be new and rears can be retreads. Front tires not to wear past 4/32 and rear 2/32 of an inch.
- MDUSD purchases tires from Goodyear. They have the Government contract that allows MDUSD to buy at government pricing.
- From 7/1/2021 thru 10/25/2021 we have replaced 50 (9.4%) tires on just our buses.
 $\$225.47 \times 50 = \$11,273.50$

The rising cost of transportation

“Tire manufacturers are responding to higher prices for raw materials caused by the increasing demand and supply chain issues by raising the cost of their tires.” - article in Newsweek 11/6/2021

A new LT225/75R16 G949 tire in 2018 cost \$220.08. Goodyear then discontinued the G949 replacing it with the LT225/75R16 RS-A, and added a 4.48% price increase. In 2021 the cost of an RS-A tire is \$225.47.

To keep costs down, we reuse the core of worn tires for our retread stock.

Cost of our retreads using our cores:

In 2017 ...\$124.50

In 2021 ...\$140.00, that is a 12.44% increase!

Cores are only suitable for seven years or less. Currently, we have an aging core stock that will require us to buy new tires to replenish stock.



Transportation Breakdown of “Books and Supplies”

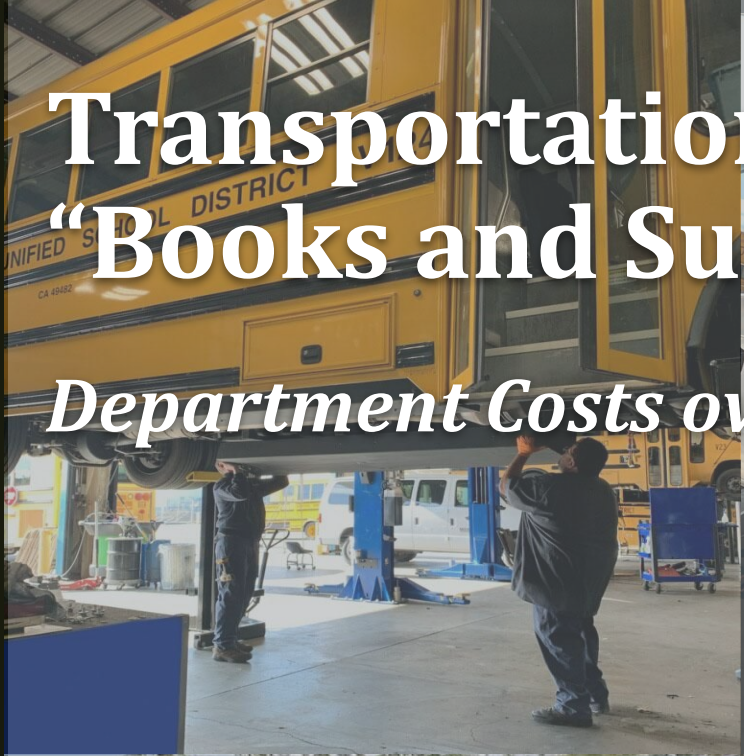
Department Costs over the last few years...

- Fuel - vehicles & lawn mowers/grounds equipment, etc.
- Oil
- Parts
- Tires
- Materials & Supplies
- Other Transportation Supplies

2018-2019
\$1,025,536

2019-2020
\$703,529

2020-2021
\$381,148



THANK YOU

Transportation Department

Cristian Lepe
Transportation Coordinator
Lepec@mdusd.org




Photo credits go to two talented Mt. Diablo Unified School District school bus drivers, Tracy Johnson and Cynthia Gillmore.