



Data Management System Selection Process

School Board Meeting

May 11, 2020

Data Management Systems...

What is it?

A software tool that provides an efficient way to ingest, store, organize, and manage data created and collected by an organization.

Why do we need it?

To make data-driven educational decisions that inform, engage, and create opportunities for students in their educational journey.

More on Data Management Systems

Input from CCEE (CA Center for Ed Excel.)

The Systemic Instructional Review (SIR) gauges a district's ability to sustain continuous improvement by examining key components that supports student learning. A necessary element to continuous improvement is **the ability to have easy to use data to support classroom/school instructional decisions**. A data management system is central to having that ability. Readily available **data that support cross-departmental, classroom to school analysis to inform continuous improvement** is an essential, foundational characteristic of a highly effective educational system.

Input from Digital Advisors:

Robust data management systems are critical to the success of all districts to **measure student achievement with diagnostic, formative, and summative assessments**. These are **used to design instruction, measure progress, and evaluate programs and measure equitable outcomes**. They enable data-based decision-making for teachers and leaders to personalize instruction and make informed strategic decisions.

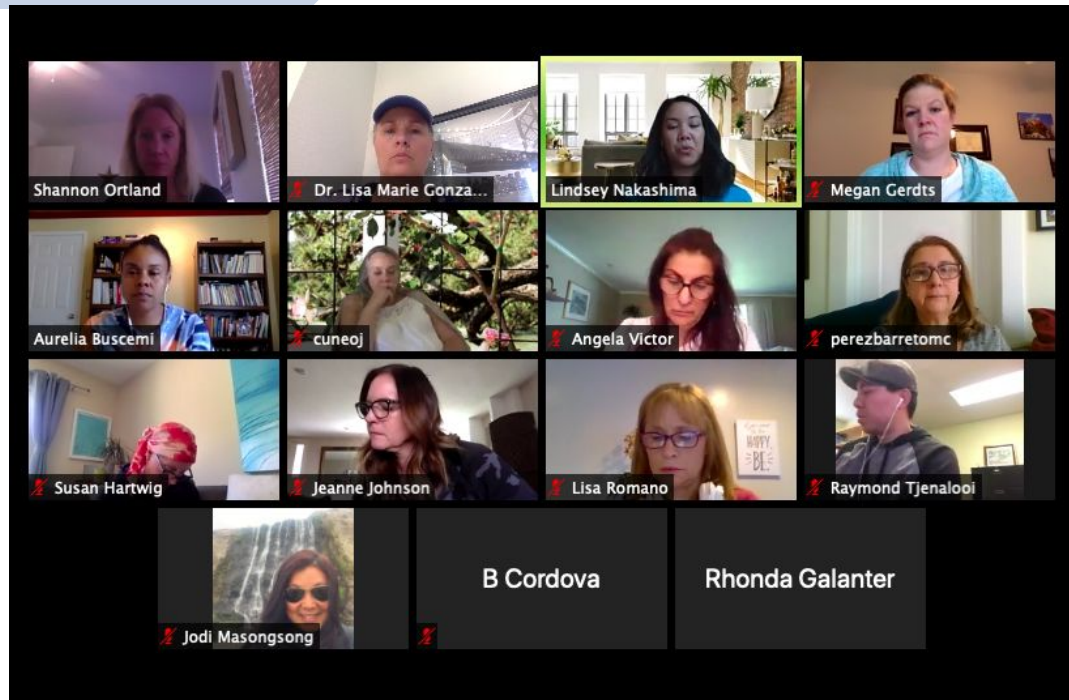


Steps in the Selection Process

- Submitted RFPs (requests for proposals) were opened on April 7, 2020
- Internal team reviewed and scored each vendor
- Two RFPs met all criteria and the vendors were invited to provide a virtual demonstration on May 1, 2020 - all committee members were required to attend both 90 minute presentations
- Committee members evaluated each vendor using a common evaluation document
- Committee participated in a meeting to clarify questions/concerns
- Committee members completed a survey form recommending a system for MDUSD

Who was involved?

- A team of 25 district staff
- Principals
- Teachers
- TOSAs
- District Administrators from Instruction, Technology, and Business Departments



Who was involved?

Jennifer Sachs-**Executive Director of Instructional Services**

Chris Clausen- **Principal @ Eldorado Middle School**

Aurelia Buscemi- **Principal @ Pleasant Hill Elementary School**

Marji Calbeck- **Director of Elementary Support**

Joshua Wittman- **Director of Technology Support**

Keya Nesbeth- **Vice Principal @ Ygnacio Valley High**

Shannon Ortland-**Director of Assessment, Research & Evaluation**

Ariana Hernandez- **Vice Principal @ Oak Grove Middle**

Martha Thomas- **Principal @ Ayers Elementary**

Megan Gerdts, Angela Victor, Jodi Masongsong, Jeanne Johnson, Joan Cueno- **TOSAs**

Lisa Romano, Gina Zeppegno, Lindsey Nakashima, Beth Bremer, Rhonda Galanter, Sue Talarico, Mona Ricard-**Teachers**

Dr. Lisa Gonzales- **Chief Business Officer**

Raymond Tjen-a-looi- **Coordinator of Assessment, Research & Evaluation**

Bernadette Cordova-**Data Technician; Assessment, Research & Evaluation**

Candelaria Perez- **Administrator of English Learners**



Criteria for Selection

- **The following areas were rated and scored individually:**
 - ▷ **Sources of Student Academic Assessment Data/Relevant Background Data**
 - ▷ **Reporting and Analysis of Data**
 - ▷ **Standards Used to Guide Design**
 - ▷ **Features**
 - ▷ **Support**
 - ▷ **Technical Requirements**
 - ▷ **Development & Research**
- **Each area was given two ratings: one for functionality and the other for ease of use**

Rationale for Decision

- Illuminate better aligns with the systems that we are currently using.
- I felt that this company better aligns with what we already have. The Google classroom, aeries interface plus can link tests to our adopted program was impressive.
- I felt like Illuminate was a better established company with a more comprehensive system. It integrates well with current systems that we use such as Aeries, Clever, and Google Classroom. The ability to use currently adopted curriculum to easily give formative assessments makes this system usable in any content area. The cost savings of using this and not having to use ESGI is also great.

What does Illuminate have to offer?

Turn Whole Child Data into Actionable Insights











THE ILLUMINATE SOLUTION



What does Illuminate have to offer?

Hi Guest

Today is Friday, May 1, 2020

 Formative Assessment	 Flex Assessment	 Benchmark Assessment	 Skills Assessment
 Prebuilt Publisher Shells	 Flex / PRA Response	 Written Response	 Student Profile
 Multiple	 National / State	 Benchmark	 Illuminate

What does Illuminate have to offer?

Skills Assessments contain the answer key, teacher prompts, notes, and items being assessed.

- Basic Phonics Skills Tests (BPST): Grades K-4 (Phonics & Word Recognition)
- CORE Phonics Surveys
- Dolch Sight Word Lists: Grades K-3 (HFW)
- Early Literacy Skills Grade TK-2
- easyCBM
- Fountas & Pinnell
- Fry's Sight Word Lists: Grades K-6 (HFW)
- Foundations Level K Units 1-5 (Second Edition) 2012
- Houghton Mifflin Journeys Gr. 1
- McGraw-Hill Reading Wonders Gr. K-2
- Reading Street Gr. K-1
- SIPPS

What does Illuminate have to offer?

Student Demographic Information



(560068898)

Star, Tanner

Sacramento Elementary (CA)
Illuminate School District
123 Center Drive
Olympia, CA 92604
6th Grade

Birth Date: **10-13-2007**

Gender: **Male**

State Reported Race: **Native Hawaiian or Other Pacific Islander**

Race(s): **Other Pacific Islander**

Primary Language: **English**

English Proficiency: **English Only**

Special Ed.: **No**

SSID: **5650757436**

Assessments

Year

2019-2020 ✕

2018-2019 ✕

2017-2018 ✕

Grade

Select Grades

Scope

Select Scopes

Subject

Mathematics ✕

English Language Arts ✕

Download

Search Assessments

Clear

Search

Assessment	Date Taken	Correct / Possible	Performance Band	Percent Correct
Math Benchmark B	Feb 21, 2020	12 / 12	Standard Exceeded	100%

What does Illuminate have to offer?

Math Multiple Measures Report (Star)

Created by Guest Sales - California on 2020-04-10 13:22:25

Math Multiple Measures Report (Star)

Displaying 1 to 27 of 27



Search

Show 50

-- Previous 1 Next --

Student ID	Student Name (Last, First)	State Math PL	FAST Math Fall Percentile	FAST Math Winter Percentile	Math Benchmark PL	Days Absent	Days Tardy	Major Behavior
550018401	Capelle, Davi	Partially Proficient	1st-39th Percentile	1st-39th Percentile	Proficient	0	2	1
550019172	Jaimez, Anselmo	Not Proficient	1st-39th Percentile	1st-39th Percentile	Partially Proficient	1	2	0
580068644	Deoss, Nalani	Not Proficient	76th-99th Percentile	76th-99th Percentile	Not Proficient	1	2	0
580068898	Star, Tanner	Not Proficient	1st-39th Percentile	1st-39th Percentile	Advanced	1	2	0
580069665	Lannen, Holi	Proficient	1st-39th Percentile	1st-39th Percentile	Not Proficient	1	1	1
580070824	Pedram, Kimaleen	Partially Proficient	1st-39th Percentile	1st-39th Percentile	Partially Proficient	0	2	1
580071957	Wekenman, Marshall	Partially Proficient	1st-39th Percentile	1st-39th Percentile	Not Proficient	3	3	1
580072275	Velasquez, Dominic	Proficient	40th-75th Percentile	40th-75th Percentile	Not Proficient	1	1	1
580073118	Lopez, Wyatt	Partially Proficient	1st-39th Percentile	1st-39th Percentile	Advanced	0	2	1
580073666	Williams, Ethan	Partially Proficient	76th-99th Percentile	76th-99th Percentile	Not Proficient	3	3	1
580073734	Tovar, Oscar	Partially Proficient	1st-39th Percentile	1st-39th Percentile	Partially Proficient	0	2	1
580073915	Muniz, Gabriel	Proficient	1st-39th Percentile	1st-39th Percentile	Proficient	1	1	1
580074230	Creech, Robert	Not Proficient	1st-39th Percentile	1st-39th Percentile	Not Proficient	1	2	0

What does Illuminate have to offer?




Assessment Panel: Demo Digital Whiteboard

Students (5) Questions (5)

Live Dashboard

- Question 1
- Question 2
- Question 3
- Question 4
- Question 5

Answer Distribution for Question #4

Response	Percent	Student(s)
B	1 of 5 	Loudres, Joseph
C	3 of 5 	Lannen, Holi Muckelroy, Katelyn Muniz, Gabriel
D	1 of 5 	Lopez, Wyatt

[View Question Details](#) [Close](#)

What does Illuminate have to offer?

19 View Edit Title Add Columns Manage Columns Filters Sorting Share Charts Form Letter Labels Advanced

Math Multiple Measures Report (Star)

Save Changes Save Change

Hide?	Format	Performance Bands
<input type="checkbox"/>	From: Students: Demographics Student ID	1
<input type="checkbox"/>	From: Students: Demographics Student Name (Last, First)	2
<input type="checkbox"/>	From: State Assessment (Summary) State Math PL	3
<input type="checkbox"/>	From: State Assessment (Summary) FAST Math Fall Percentile	4
<input type="checkbox"/>	From: State Assessment (Summary) FAST Math Winter Percentile	5
<input type="checkbox"/>	From: Math Benchmark A Math Benchmark PL	6

- Duplicate
- Create Student Group
- Advanced Filters
- Performance Band Sets
- Add a Static Text Column
- Add a Calculation
- Add a Window Column
- Grouping
- Students
- Now Students
- Translations
- Change Report Author
- Add to Intervention Group

What does Illuminate have to offer?

State Assessment - Overview

CST
 SBA
 CELDT
 CAHSEE
 CAST
 CAA
 CAPA
 ELPAC
 CMA
 ELPAC Initial (LST)
 STS
 [Download](#)

2019 - 2020
 2018 - 2019
 2017 - 2018
 2016 - 2017

ELA
 Math
 HSS
 World History
 Science
 EOC Science

Year	Test	Proficiency	Scaled Score
SBA - Smarter Balanced Assessment			
2016-17	Grade 3 ELA Summative (Final)	1 - Standard Not Met	2324
2016-17	Grade 3 Math Summative (Final)	1 - Standard Not Met	2314
2018-19	Grade 5 ELA Summative (Final)	3 - Standard Met	2510
2018-19	Grade 5 Math Summative (Final)	2 - Standard Nearly Met	2500

State Assessment - Question Groups

CST
 SBA
 CAST
 CMA
 STS
 [Download](#)

2019 - 2020
 2018 - 2019
 2017 - 2018
 2016 - 2017

ELA
 Math
 HSS
 World History
 Science
 EOC Science

Year	Test	Question Group	Performance Level	Performance Level Text
SBA - Smarter Balanced Assessment				
2018-19	Grade 5 ELA Summative (Final)	Reading	2	At/Near Standard
2018-19	Grade 5 ELA Summative (Final)	Writing	1	Below Standard
2018-19	Grade 5 ELA Summative (Final)	Listening	2	At/Near Standard
2018-19	Grade 5 ELA Summative (Final)	Research/Inquiry	3	Above Standard

The Implementation Process

- **Data integration**
- **Training**
 - combination of train-the-trainer, onsite training, and virtual consultations beginning in late May
- **Phase 1**- train District and Site Administrators in late May/early June
- **Phase 2**- train department chairs, counselors and other groups in late May/early August
- **Phase 3**- continuous training will be provided for all users when “back to school” is planned

Program Cost

Year One - \$164,082

Year Two - \$188,494

Year Three - \$218,304

Our current IO system costs approximately \$182K per year (with annual increases), so the cost of the new system is comparable.

The 2nd and 3rd year numbers will be adjusted based on enrollment.



■ Board Q&A