

Exclusively For:

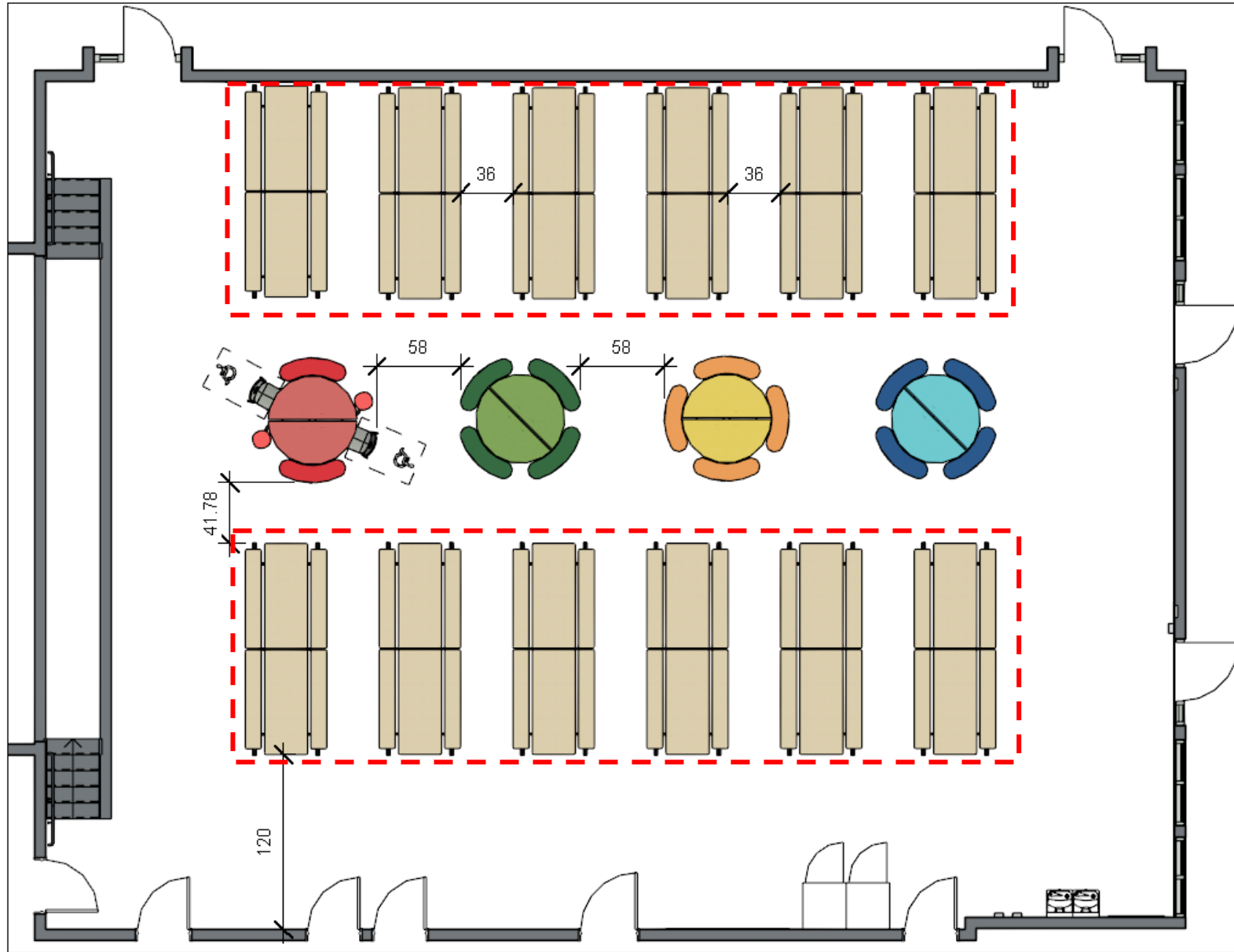
**MDUSD Meadow Homes  
Elementary School**

Dealer is responsible for verifying all dimensions needed for furniture & decor in this book prior to PO.

**VERIFIED MEASUREMENTS  
REQUIRED**


Date Measured: \_\_\_\_\_  
Initials: \_\_\_\_\_

**EXISTING CAPACITY SHOWN: 192**  
**NEW CAPACITY SHOWN: 32**  
**TOTAL CAPACITY SHOWN: 224**



**NOTE:** Layout is not ADA compliant. School is responsible to indicate if additional ADA spots are required.


EXISTING FURNITURE



**59T ROUND TABLES**  
Laminate Top: Varies  
Laminate Bench: Vvaries  
EdgeGuard: Black  
Frame: Black  
Stool: Rio Red



**ADA TABLE**  
*Wheelchair Accessible*



**METHOD CHAIR**  
Seat: Grey  
Frame: Chrome





**LAMINATE #1**  
WA Neon Carrot  
13101-60




**LAMINATE #2**  
WA Sunny Side Up  
13089-60



**LAMINATE #3**  
WA Fresh Cut  
13095-60




**LAMINATE #8**  
WA Nori  
13091-60



**LAMINATE #4**  
WA Cornflower  
13097-60



**LAMINATE #5**  
WA Catalina  
13092-60



**LAMINATE #9**  
WA Atomic Tangerine  
13086-60



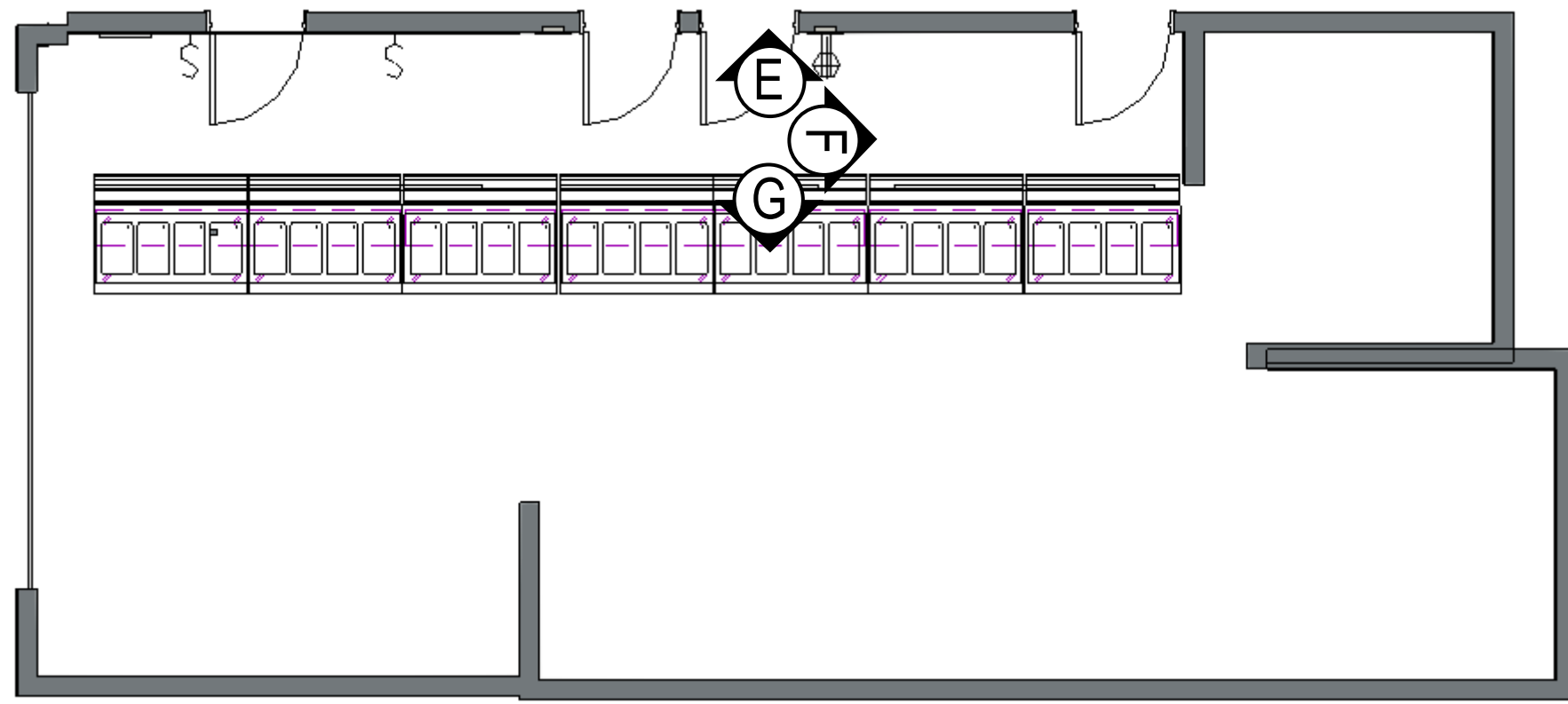
**LAMINATE #10**  
WA Candy Apple  
13096-60




**STOOL #1**  
Rio Red

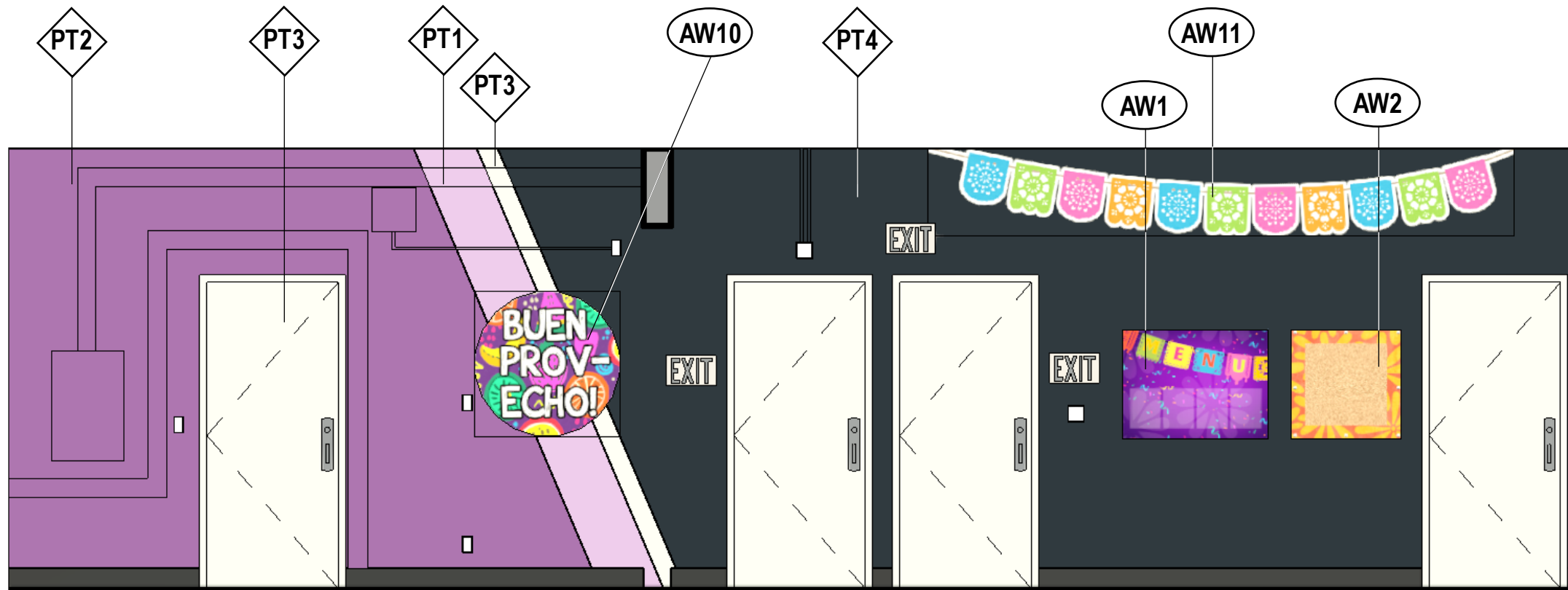
**NOTE:** Logo shown is a representation of the school logo. Please supply a working vector file in .eps or .ai format. **REDRAW TIME = 4 hours**





**SERVING ROOM ELEVATION PLAN**



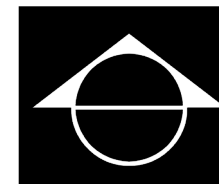


**E** INTERIOR ELEVATION E  
MEADOW HOMES ELEMENTARY SCHOOL



**F** INTERIOR ELEVATION F  
MEADOW HOMES ELEMENTARY SCHOOL

NOTE: School is responsible to remove unwanted wall-hung items and patch walls prior to painting.






**AW1**

Direct print on 6mm White PVC  
wall mounted w/ (4) 8.5 X 11 Clear  
Acrylic Sleeves + Snap Caps.  
Overall Size: 40" W X 30" H



**AW2**

Top Layer: Second Surface print on  
6mm Clear Acrylic  
Wall mounted 1" Silver Standoffs  
Bottom Layer: Cork Board  
Wall mounted with 6mm Black PVC &  
Snap Caps  
Overall Size: 30"W X 30"H





**AW11**

Direct print on 3M 480C w/ Overlam  
 Applied w/ high heat  
 Cut to shape  
 Overall Size: 160"W X 23"H



**AW10**

Direct print on 6mm White PVC  
 Wall Mounted W/ Snap Caps  
 Overall Size: 40" Dia



**AW12**

Second Surface print on 6mm Clear Acrylic  
 Wall mounted w/ 1" Silver Standoffs  
 Overall Size: 30"W x 47"H







**G** INTERIOR ELEVATION G  
MEADOW HOMES ELEMENTARY SCHOOL


NOTE: School is responsible to remove unwanted wall-hung items and patch walls prior to painting.



\*images for visual reference only, actual appearance may vary.  
\*\*Surface finishes and upholsteries are digital representations only and may not match actual samples due to screen calibration or color print/scan anomalies.

PROJECT NAME: Meadow Homes Elementary School  
LOCATION: Concord, CA  
DATE: 09.25.24 – AH/JN/G

#9440





**AW13a-c**

Direct print on 13mm White Gatorplast

Ceiling hung w/ Silver Aircraft Cable

Size a: 100"W x 20"H

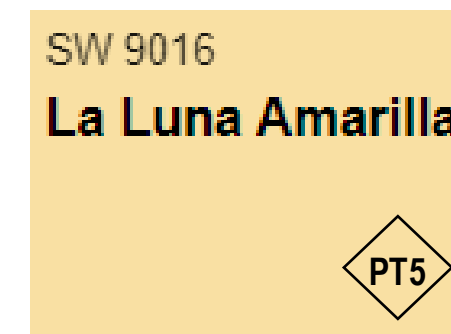
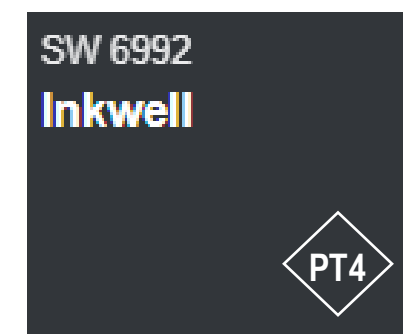
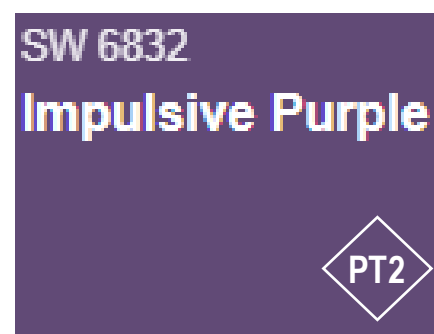
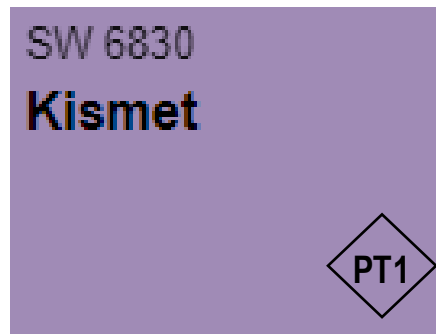
Size b: 100"W x 20"H

Size c: 150"W x 20"H









**School** is responsible for materials and labor

**PH** is responsible for materials and labor

**PREPARATION**

Walls need to be properly prepped and sanded for proper paint adhesion. We then recommend at least one coat of standard Bonding Primer.

**PAINT & SHEEN**

We recommend all paint is Pre-Cat latex epoxy paint (all single component) in a satin sheen. These recommendations are not a requirement if the paint professional has reasoning for a different specification.



## PROJECT HISTORY

PRELIM DATE: 07.22.24

### REVISION 1: 08.28.24

- Changed sizing of AW1
- Adjusted look of multiple graphics to remove roadrunner imagery (size/substrate stayed the same)

### REVISION 2: 09.25.24

- Changed imagery on AW1
- Deleted Cafeteria Graphics and Paint
- Added in newly purchased, existing tables w/ (4) 59T Rounds w/ benches
- Moved Cork and Menu Board to serving area
- Deleted Laminate 6 & 7
- Changed Stool to Rio Red
- Added Laminates 8, 9, & 10

### FINAL BOOK APPROVAL

\*Signing below indicates all project furniture quantities, colors, laminates, paint, graphic content & all other design elements have been reviewed and will receive no additional revisions. Any revisions requested beyond final book approval will incur additional charges and extended lead times.

\*\*Client indicates an understanding that materials, colors, and artwork in this book are digital representations only and there may be variation in appearance due to screen calibration and/or color print anomalies.

Print Name: \_\_\_\_\_ Title: \_\_\_\_\_

Signature: \_\_\_\_\_ Date: \_\_\_\_\_



# TERMS & CONDITIONS

## TRASH REMOVAL

Dumpsters and trash haul away are not part of any provided installation pricing. Any waste, dunnage or packaging materials from delivery and installation will be compacted and neatly left on site. If dumpsters are required, special arrangements will be made with costs included on quote.

## NEW or REMODEL PROJECTS

Palmer Hamilton is NOT responsible for site verifications unless they have entered into a design agreement contract with the customer. Dealer/end-user takes full responsibility of ensuring furniture and décor will fit. Please *verify* room dimensions prior to ordering. If drawing was scaled, traced or copied, please field verify all room dimensions for accuracy. If field dimensions can not be obtained, late shipments may occur.

Do not scale off these plans. If scaled plans are needed, please contact the project manager.

Palmer Hamilton is not responsible for changes, or deletions not reviewed and approved in advanced by Palmer Hamilton.

If half-walls or furnishings are to be clipped-down to floor, the Dealer/End-user is responsible to inform Palmer Hamilton of the locations. Palmer Hamilton is not responsible or liable for any electrical or plumbing that may be in the floors.

Please advise Palmer Hamilton if there is Asbestos in or around the location of the installation.

## ADA COMPLIANT SEATING

A minimum of 5% but not less than one table shall be placed for wheelchair compliance. Palmer Hamilton is not responsible if the client has requested to provide less than this number in their facility. It is the responsibility of the end user to meet the compliancy standards.

It is also the responsibility of the end user to know their fire code capacity limits.

## ELECTRICAL

Palmer Hamilton will suggest and supply the light fixtures if requested by the customer.

Palmer Hamilton installers do not install light fixtures as our installers are not electrical contractors and do not hold local licenses. School is responsible for all wiring and hooking up of the light fixtures. Palmer Hamilton will supply a lighting fixture plan of requested locations for the Schools electrician to use for placement of lighting fixtures

## WINDOWS

School is responsible for any/all repair of window glass, trim and window caulking if necessary, prior to the installation.

School is responsible for cleaning of windows for window cling installation. If windows are not cleaned prior to installation, Palmer Hamilton will assess an additional charge for cleaning.

School is responsible for removing any window treatments that are not staying in new design.

## WALLS

School is responsible for cleaning walls of any and all hooks, bulletin boards not remaining in design, loose wiring, removable clocks, conduit if not necessary.

Repair/Patching of any broken drywall and cracks in CMU, prior to installation.

Any newly constructed walls must be primed and painted prior to installation.

Any painting that is not supplied by Palmer Hamilton needs to be completed fourteen (14) days prior to our installation to properly cure.

## CEILING

Palmer Hamilton does not sell or install standard ceiling tiles. Palmer Hamilton will remove or replace tiles if it is part of a décor item only. Our installers will only install any décor that might be attached to the ceiling and not to the tile grid for safety reasons as required.

## FLOORING

Palmer Hamilton may specify a suggested flooring, but takes no liability in regard to floor performance, installation, and/or upkeep.

Any new flooring must be completed fourteen (14) days prior to installation to allow ample curing time of adhesives, and cleaning of flooring must also be completed prior to Palmer Hamilton installers being onsite for installation.

If Nonstandard glides are needed, it is the responsibility of the end-user to inform Palmer Hamilton of the type needed and cost will be added to the quote.

Vinyl Base trim must be completed prior to Palmer Hamilton furniture installation, unless the decision was made during the design phase by the client to have Palmer Hamilton installers install the base trim.

## EXISTING EQUIPMENT AND FURNITURE

Please remove all equipment and furniture that is not to be in the new design plan prior to Palmer Hamilton's arrival.

I agree to terms & conditions

Signature \_\_\_\_\_

Date: \_\_\_\_\_

