



MT. DIABLO

UNIFIED SCHOOL DISTRICT

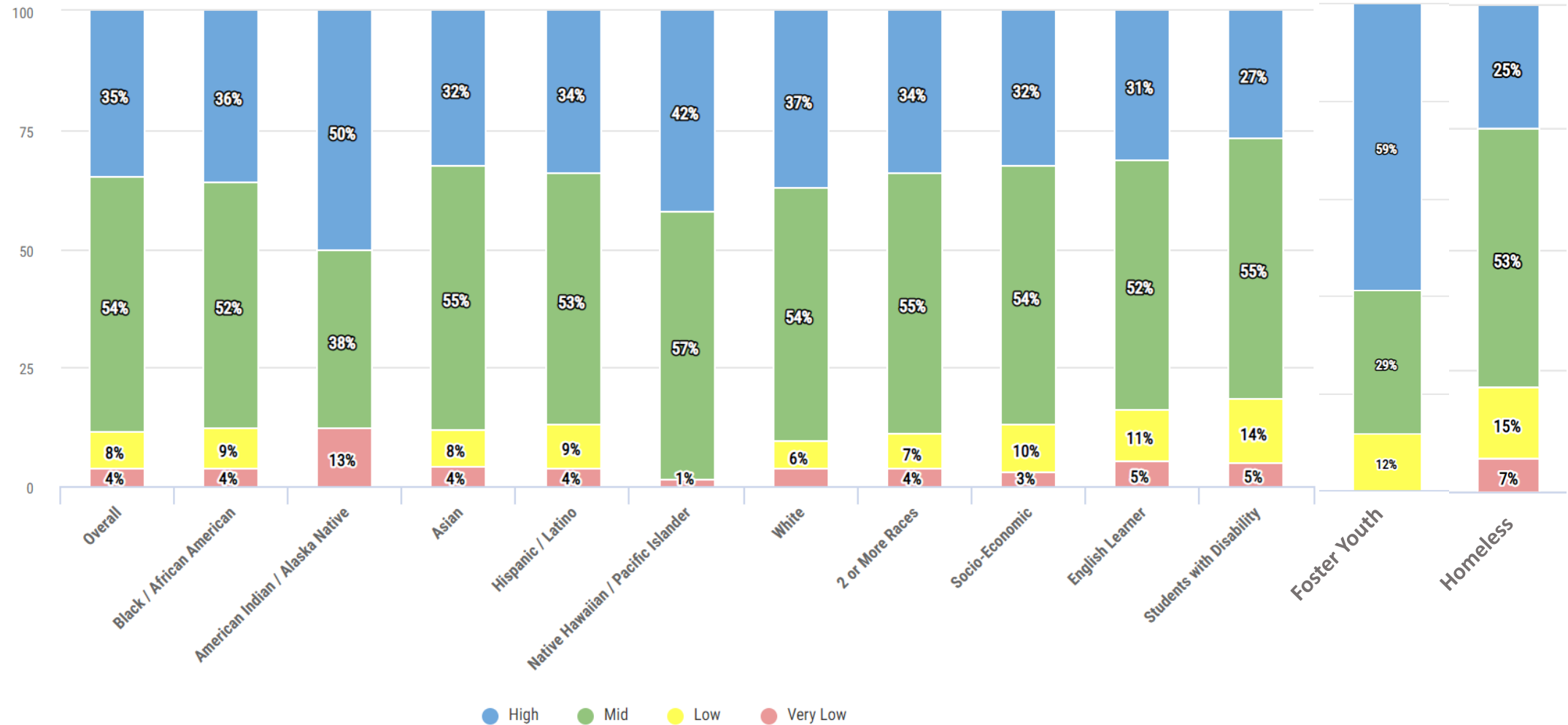
Social Emotional Learning (SEL) Survey Results

3/1/2024



Elementary

SEL Reporting Levels - Elementary



SEL Student Counts - Elementary

	Overall	Black / African American	American Indian / Alaska	Asian	Hispanic / Latino	Native Hawaiian /	White	2 or More Races	Socio-Economic
High ●	3316	104	4	467	1311	29	1002	319	889
Mid ●	5147	149	3	798	2029	39	1451	513	1489
Low ●	734	25	0	111	349	0	158	67	273
Very Low ●	373	11	1	62	150	1	101	36	85
Total	9570	289	8	1438	3839	69	2712	935	2736

	English Learner	Students with Disability	Foster Youth	Homeless
High ●	763	247	10	43
Mid ●	1273	502	5	92
Low ●	266	127	2	25
Very Low ●	132	45		12
Total	2434	921	17	172

Mid/High SEL Reporting Levels - Elementary

District-Wide

89% of elementary school students reported a mid to high SEL reporting level

By Demographics

Nat. Hawn./Pac. Isl.: 99%

White: 91%

2 or More: 89%

Asian: 87%

Am. Ind./Alask. Nat.: 88%

Black/Af. Am.: 88%

Hispanic: 87%

By Programs

FY: 88%


SED: 86%

EL: 83%

SPED: 82%

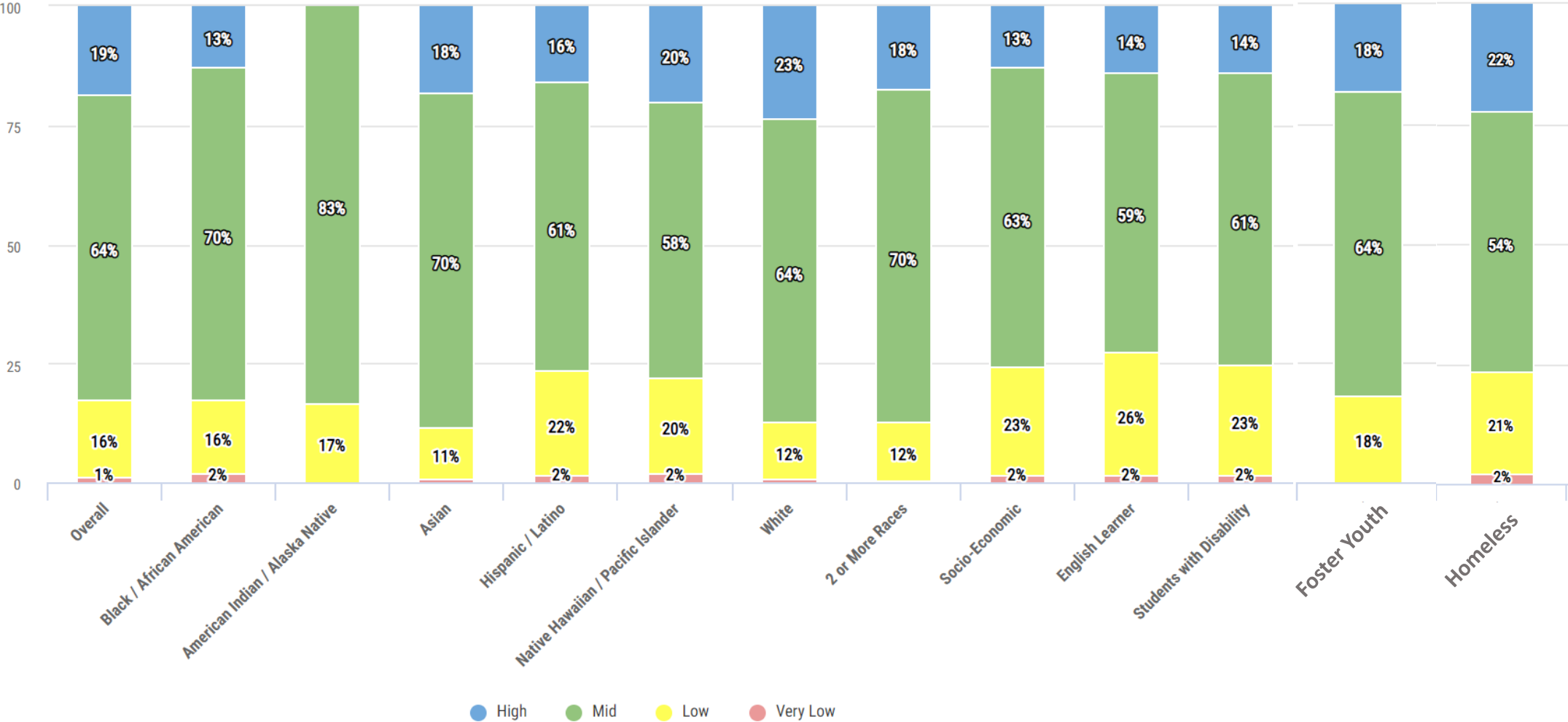
HOPE: 78%





Middle

SEL Reporting Levels - Middle



SEL Student Counts - Middle

	Overall	Black / African American	American Indian / Alaska	Asian	Hispanic / Latino	Native Hawaiian /	White	2 or More Races	Socio-Economic
High ●	1041	22	0	136	370	10	360	87	208
Mid ●	3579	120	5	524	1415	29	980	346	1043
Low ●	911	27	1	83	511	10	186	61	373
Very Low ●	59	3	0	5	38	1	10	2	27
Total	5590	172	6	748	2334	50	1536	496	1651

	English Learner	Students with Disability	Foster Youth	Homeless
High ●	119	87	2	20
Mid ●	509	380	7	49
Low ●	223	142	2	19
Very Low ●	14	10		2
Total	865	619	11	90

Mid/High SEL Reporting Levels - Middle

District-Wide

83% of middle school students reported a mid to high SEL reporting level

By Demographics

Asian: 88%
2 or More: 88%
White: 87%
Am. Ind./Alask. Nat.: 83%
Black/Af. Am.: 83%
Nat. Hawn./Pac. Isl.: 78%
Hispanic: 77%

By Programs

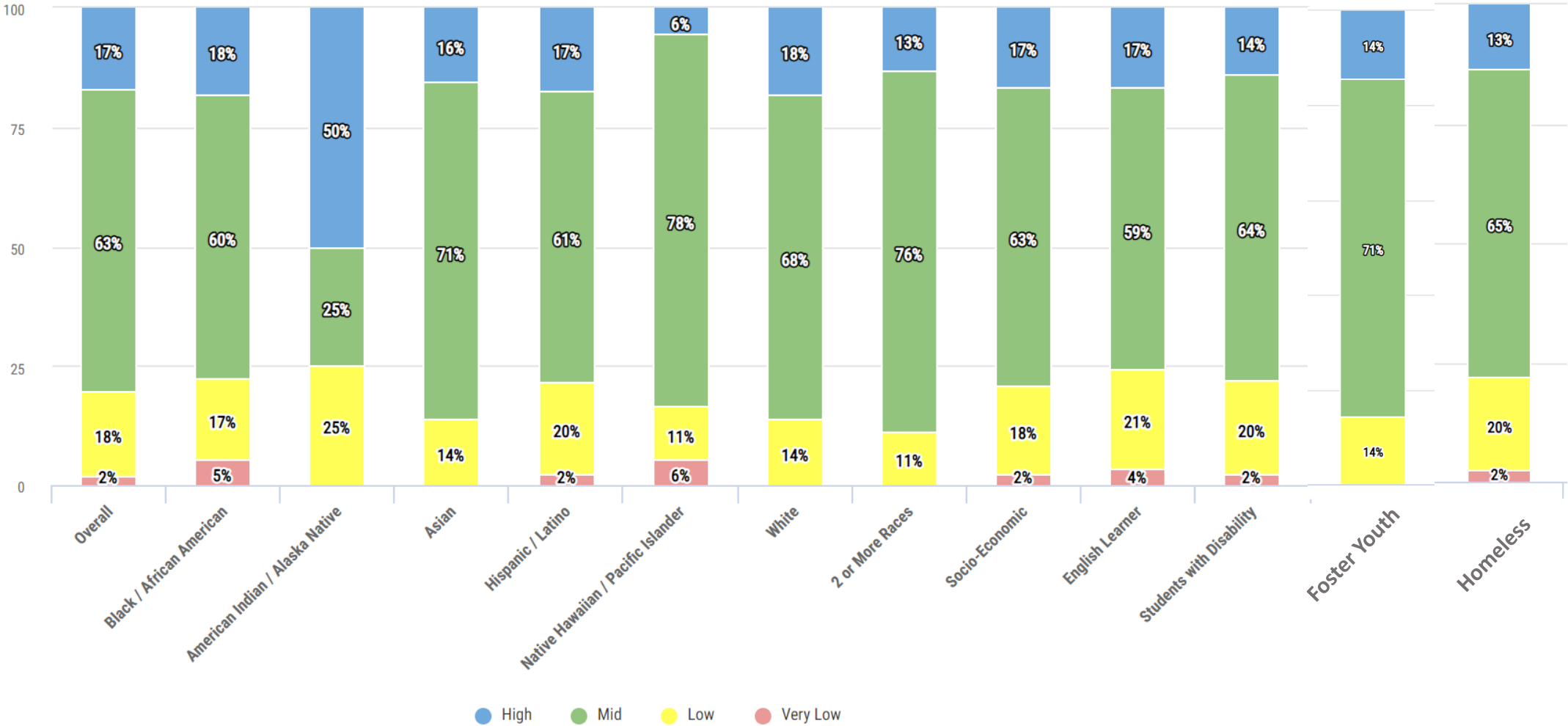
FY: 82%
SED: 76%
HOPE: 76%
SPED: 75%
EL: 73%





High

SEL Reporting Levels - High



SEL Student Counts - High

	Overall	Black / African American	American Indian / Alaska	Asian	Hispanic / Latino	Native Hawaiian /	White	2 or More Races	Socio-Economic
High ●	288	17	2	25	201	1	30	7	104
Mid ●	1065	56	1	113	699	14	112	41	395
Low ●	298	16	1	22	225	2	23	6	115
Very Low ●	34	5	0	0	25	1	0	0	15
Total	1685	94	4	160	1150	18	165	54	629

	English Learner	Students with Disability	Foster Youth	Homeless
High ●	69	31	1	11
Mid ●	243	141	5	53
Low ●	85	44	1	16
Very Low ●	15	5		2
Total	412	221	7	82

Mid/High SEL Reporting Levels - High

District-Wide

80% of high school students reported a mid to high SEL reporting level

By Demographics

2 or More: 89%
Asian: 87%
White: 86%
Nat. Hawn./Pac. Isl.: 84%
Black/Af. Am.: 78%
Hispanic: 78%
Am. Ind./Alask. Nat.: 75%

By Programs

FY: 85%
SED: 80%
HOPE: 78%
SPED: 78%
EL: 76%





SEL Competencies

SEL Competencies

TK-1 Students

Highest percentage of students in the mid/high levels for **Relationship Skills** and the lowest for **Self-Management** and **Self Awareness**.

Grade 2-5 Students

Grade 2 – 5 students had the highest percentage of students in the mid/high levels for **Social Awareness** and the lowest for **Self Awareness**.

Secondary

Middle and High School students had the highest for **Social Awareness** and the lowest for **Relationship Skills**.



SEL Survey Items

TK – 1 SEL Survey Items

The highest percent of students agreed with the following statements:

When I have a problem, I know that there is an adult at school who can help me.

I can ask for help for myself or a friend.

I listen to and am grateful for my classmates when they share their feelings.

The least percent of students agreed with the following statements:

I know a way to calm myself down if I am feeling upset.

I listen to people talk without talking at the same time.

Grade 2 – 5 SEL Survey Items

The highest percent of students agreed with the following statements:

When someone wants me to break the rules I can say no.

I get along and accept people who are different from me.

I care about other people's feelings.

The least percent of students agreed with the following statements:

I feel like people understand my ideas when I share them.

I can calm myself down when I am feeling angry or frustrated.

I can say how I feel.

Middle School SEL Survey Items

The highest percent of students agreed with the following statements:

I get along and accept people who are different from me.

When someone wants me to break the rules I can say no.

I care about other people's feelings.

The least percent of students agreed with the following statements:

I feel like people understand my ideas when I share them.

When I have a problem, there is an adult at school that I can trust and can go to.

I seek help when needed.

High School SEL Survey Items

The highest percent of students agreed with the following statements:

I am respectful to others.

I get along and accept people who are different from me.

I listen to and respect other people's points of view.

The least percent of students agreed with the following statements:

When I have a problem, there is an adult at school that I can trust and can go to.

I seek help when needed.

I feel like people understand my ideas when I share them.