

# Comprehensive School Safety Plan

**LEA:** Mt. Diablo Unified School District

**School:** Fair Oaks Elementary School

**CDS:** 07 61754 6004055

**Principal:** Carolyn Hull

**Contact Person:** Principal

**E-mail Address:** hullc@mdusd.org

**Phone Number:** (925) 685-4494

**School Year:** 2022-2023

**Public Hearing Date(s):** February 22, 2023

X The school certifies completion of this safety plan.

**School Site Council Approval:** February 22, 2023

**Board of Education Approval:**

## Introduction

The Comprehensive School Safety Plan shall be used to provide details regarding each school's strategies, programs and procedures to support a safe school environment. The California Education Code sections **32280-32289** outline the requirements of all schools operating any kindergarten and any grades 1 to 12, inclusive, to write and develop a school safety plan relevant to the needs and resources of that particular school. Requirements are:

- Assessment of school crime committed on school campuses and at school-related functions
- Child abuse reporting procedures
- Disaster procedures
- Suspension and expulsion policies
- Procedures to notify teachers of dangerous pupils
- Discrimination and harassment policies
- School wide dress code policies
- Procedures for safe ingress and egress
- Policies enacted to maintain a safe and orderly environment
- Rules and procedures on school discipline
- Hate crime reporting procedures

The information contained in a school's safety plan may be supplemented by information not specified in the California Education Code sections **32280-32289**.

## Table of Contents

School’s Vision Statement EC 32282 (a)(2)(H) .....	5
Safety Plan Development and Review Committee EC 32282(e) .....	6
Safety Plan Annual Training and Review Log BP 0450; BP 3516 .....	7
School Climate .....	7
Current Status of School Crime .....	7
Assessment of the Current Status of School Crime EC 32282(a)(1) Assessment of the Current Status of School Crime EC 32282(a)(1) with Parent, Teacher, and Student Input.....	8
Provide and Maintain a High Level of School Safety EC 32282(a)(2) .....	8
School Interventions and Support Systems BP 5144; AR 5149 .....	9
Ensuring a Safe and Orderly Environment AR 0450 .....	11
Component I: The Social Climate, People, and Programs .....	11
Ensuring a Safe and Orderly Environment AR 0450 .....	15
Component II: Physical Environment .....	15
School-wide Dress Code BP/AR 5132.....	19
School Discipline, Rules and Consequences BP 5131; BP 5144.....	20
General Emergency Preparedness .....	20
EMERGENCY PREPAREDNESS AND CRISIS RESPONSE PLAN.....	20
CRISIS/EMERGENCY INCIDENT RESPONSE SYSTEM .....	22
COMMAND AND ORGANIZATION DURING A CRISIS .....	22
INCIDENT COMMAND SYSTEM (ICS) .....	23
SCHOOL STAFF EMERGENCY RESPONSIBILITIES.....	27
Potential Emergency Types and Responses Part One .....	29
ACTIVE SHOOTER SITUATIONS: RESPONDING TO AN ACTIVE SHOOTER SITUATION.....	29
BOMB THREAT/SUSPICIOUS PACKAGE .....	31
EARTHQUAKE .....	31
FIRE33	
INTRUDER ALERT/ANTI-VIOLENCE RESPONSE .....	34
Potential Emergency Types and Responses Part Two.....	36

CHEMICAL SPILLS WITHIN THE SCHOOL .....36

CHEMICAL ACCIDENT NEAR THE SCHOOL.....36

CRISIS INVOLVING INDIVIDUAL STUDENTS AND/OR STAFF .....36

DISCARDED WEAPON OR DRUG LAB/PARAPHERNALIA.....36

EXPLOSION.....37

FALLEN AIRCRAFT.....37

NATURAL GAS LEAK OR RUPTURED GAS LINE .....37

RABID OR VICIOUS ANIMAL .....38

SEVERE WINDSTORM.....38

UTILITIES LOSS OR FAILURE .....38

EVACUATION PROCEDURES .....40

STUDENT EARLY DISMISSAL AND EMERGENCY SCHOOL CLOSURE.....41

TRAINING .....42

RECOMMENDED EMERGENCY SUPPLIES .....43

Site Emergency Preparedness Plan .....46

Safety Plan Timeline and Checklist .....46

Emergency Alarm and Drill Log AR 3516.1.....47

Emergency Contact Numbers .....49

Campus Disturbances and Disruptions BP/AR 5131.4; BP/AR 3515.2 .....50

Access to School Campus by Visitors BP/AR 1250 .....51

Procedures for Safe Ingress and Egress of Pupils, Parents, and Staff AR 0450 .....52

Students with Disabilities.....52

Incident Command Structure.....53

Emergency Cliff Notes.....54

Maps .....56

Appendix A: Active Shooter Event Quick Reference Guide.....62

Appendix B: ABC’s – Three Steps to Protect Your Child During Emergencies in The School Day. ....64

Appendix C: Board Policies and Administrative Rules .....68

Appendix D: Notice of Public Hearing Letter .....69



## **School's Vision Statement EC 32282 (a)(2)(H)**

At Fair Oaks School we believe that all students can be successful. This success is built on the ability to read and write about essential topics, to investigate and collaborate with colleagues, and to become organized students who develop the skills and mindset to attend college. We nurture responsible students in a safe and orderly environment conducive to learning. We groom thinkers who use the lens of equity to help understand the causes and solutions to complex problems. Most importantly, we develop life-long learners who desire to build a better community for those around us.

**Safety Plan Development and Review Committee EC 32282(e)**

<p align="center"><b>School Site Council EC 32281(b)(1) or Delegated School Safety Planning Committee EC 32281(2)(A-E) Members</b></p>	Principal or Designee	Other School Staff	Law Enforcement	Parent	Community Member	Student	Other Classroom Teacher
	(B)	(E)	(F)	(G)	(H)	(I)	
1. Carolyn Hull	X						
2. Julie Romero							X
3. Kaija Cook							X
4. Kristen Thompson							X
5. Melinda Schroeder		X					
6. David Kludt				X			
7. Maria Gutierrez				X			
8. Brenda Zygutis				X			
9. Janette Juico				X			
10. LaTonya Germany				X			
11. PHPD Sgt. Ron Priebe #383			X				
12.							
13.							
14.							
15.							
16.							
17.							
18.							
19.							
20.							

## Safety Plan Annual Training and Review Log BP 0450; BP 3516

School Year 2022-2023

Meeting Type	Meeting Date			Comments
	Month	Day	Time	
Faculty Meeting	November	2	1:50pm	Staff plan, roles reviewed
Safety Committee Meeting	January	11	4:00pm	SSC: Brief review of structure of safety plan; due date and work on plan needed.
SSC Meeting	February	15	4:00pm	SSC Reviewed and Approved Annual Safety Plan
Public Hearing	February	15	4:00pm	Public Officials invited to hear Safety Plan presentation

Meeting agendas, sign in sheets and minutes for all meetings listed on this log are maintained at the school as evidence of compliance.

---

Complete texts of Board Policies (BP) and Administrative Regulations (AR) are accessed via the District website. [www.MDUSD.org](http://www.MDUSD.org).

## School Climate

### Current Status of School Crime

Each school is required to assess the current status of school crime committed on the school campus and at school-related functions. You may accomplish this by reviewing the following type of information: Local law enforcement crime data; suspension/expulsion data; behavior referrals; counseling referrals; attendance rates; SART/SARB data; CHK Survey data; SPSA data; property damage/vandalism data; or any other data pertinent to your assessment.

Data Source	2019-20	2020-21	2021-22	2022-23
<b>Suspensions</b> (number of incidents)	3	0	0	3
- Violence	3	0	0	1
- Tobacco	0	0	0	0
- Drugs/Alcohol	0	0	0	0
- Weapons	0	0	0	0
<b>Expulsions</b>	0	0	0	0
<b>Attendance, general ed. (%)</b>	87.6%	90.6%	74.9%	80.4%
<b>Attendance, special ed. (%)</b>	90.6%	93.9%	81.6%	77.9%
<b>SART</b> (number of referrals)	29	23	16	30
<b>SARB</b> (number of referrals)	4	9	1	4
<b>SARB</b> (number referred to)	0	0	0	0

Court)				
<b>SST</b> (number referrals)	6	5	23	25
<b>Coordinated Care Team</b> (number of referrals)	24	14	22	22
<b>Positive Behavior Team Referrals</b>	0	0	0	0
<b>Vandalism Reports</b>	2	0	2	0

**Assessment of the Current Status of School Crime EC 32282(a)(1) Assessment of the Current Status of School Crime EC 32282(a)(1) with Parent, Teacher, and Student Input**

Your assessment conclusions should reflect input from staff, students, parents and community members, as appropriate. Overall, Fair Oaks is a safe school. While we have continued to implement school wide Positive Behavior Interventions & Support (PBIS) strategies, other means of correction methods, and restorative practices suspensions are of concern this year. These suspensions and the high number of SST and CARE team referrals are likely due to the higher behavioral, social-emotional, and academic needs following the 18 month in-person school closure. We continue to work to provide all students with the supports that they need to be safe and successful in the classroom. Students with high behavioral needs are referred to the district behaviorist and could receive one-on-one support from a behavior technician. Our School counselor is on campus three days per week to address the social and emotional needs of our students and teachers are focused on Social Emotional Learning (SEL) in the classroom as well. We also have a Fred Finch therapist on site 5 days per week to address the needs of our focal scholars. We are using "Refocus Passes" to allow students to come to the office and utilize self regulation strategies when behaviors are escalating in the classroom. Our teachers are also using Aeries to log student behaviors in "Pre-Referral" area, which is helps us collect data and provide additional supports as necessary.

While we are seeing an improvement this year in our general education population, attendance is still a significant concern. This is partly due to require quarantine/isolation periods, lingering concerns around the pandemic, and parents being overly cautious and keeping their children home with even the slightest symptom. We are addressing this by reiterating to parents the guidelines for when to keep students home from school. We are also continuing to host SART meetings to stress the importance of attendance with families who are struggling and the discuss barriers that may be preventing students from attending school.

**Provide and Maintain a High Level of School Safety EC 32282(a)(2)**

Identify appropriate strategies and programs that provide and maintain a high level of school safety. Several practices are used to reward positive student behavior and character development. We have monthly Honors Assemblies, Perfect Attendance awards, and academic awards for hard work and progress, and a school wide Matrix of Behavior Expectations. The school first participated in the district's Positive Behavior Intervention and Support (PBIS) cohort in 2014-15. During that year the focus was on developing school wide rules and behavior expectations for each area of the campus. The next year we continued working on school wide rules and summarized them all our expectations in a "Behavior "Matrix" . The next year we developed a PBIS Handbook that codified all of the school's rules and behavior management strategies for distribution to Staff and Parents. We are implementing a Tier 2 behavior strategy called Check In Check Out. Students who need some extra behavior support are given a Mentor who greets them at the beginning of each day and checks on their behavior performance during the day and encourages them to improve. The team has worked over the years to develop practices and structures to help students learn and demonstrate appropriate school behavior.



The staff is involved in engaging their own Social Emotional Learning (SEL) into the school day to help students reduce and manage anxiety that leads to misbehavior. SEL involves developing student competencies in five key areas: Self-awareness, Self-management, Social awareness; Relationship skills, and Responsible decision-making. We will actively engage in teaching SEL concepts to the students when they return from distance learning. During this time we are continuing several activities (ex. Morning Message) that help students feel connected to the school.

We are committed to monthly events that appeal to parents (Coffee with the Principal, Movie Night, Trunk or Treat, Family Dances, etc) and are both fun and educational. We hope that increased parent participation, even if it's only just about the fun, will have a positive effect on our school climate and produce a safer and friendlier "feel" around the school.

Although the school attempts to seek restoration of the community and reteaching versus punitive consequences, we have found that each year we have several students who require much more attention in terms of behavioral supports and also end up with more punitive disciplinary outcomes. Consequences may range from limited options for choice of activities to suspension, though the latter is seldom employed. When students show aggressiveness or inappropriate physical tendencies, we try to engage the parents in a dialogue about how we might approach the situation. When we hold a Student Study Team meeting we discuss parenting classes and encourage parents to seek support from the physician or other medical help, including therapists. We have some site resource for therapy/counseling and we get parent permission to have the student visit one of the site adults. We also sometimes ask for Behaviorists to observe and give a recommendation or assist in creating a Behavior Intervention Plan. Behavioral supports can include a principal-written behavior plan. We also have the district's Positive Behavior Team to use as a resource. The school tries every method available to try to change aggressive or anti-social behavior before turning to punitive alternatives. Even then, we had very few suspensions and most of the Office Referrals turned into opportunities to counsel and guide the students' behavior.

## **School Interventions and Support Systems BP 5144; AR 5149**

MDUSD BP 5144

Discipline

List and describe interventions and support systems that are in place as a deterrent to suspension and expulsion. Fair Oaks follows the "tiered" Response to Intervention (RtI) and Behavior Response to Intervention (BRtI) organization for all academic and behavioral interventions. Tier 1 interventions are for all students and are delivered school wide or to all students in a class. Examples of Tier 1 supports are Monthly "considerate Conduct" assemblies and on-site behavior lesson plans. Tier 1 supports also include our efforts to establish Social Emotional Learning (SEL) into the school day to help students reduce and manage anxiety that leads to misbehavior. SEL involves developing student competencies in five key areas: Self-awareness, Self-management, Social awareness; Relationship skills, and Responsible decision-making. We will actively engage in teaching SEL concepts to the students when they return from distance learning. During this time we are continuing several activities (ex. Morning Message) that help students feel connected to the school. things like our efforts to Tier 2 interventions are for some students who need extra support. The support may be provided to small groups during a specially designed session. Tier 3 interventions are for individuals who still need more support after getting Tier 1 and 2 support. The interventions are delivered at special times and with very small groups or one-to-one. All interventions start with the CARE Team and a referral to that team. Anyone can make a referral, from the classroom teacher to any other staff member. The team meets monthly to discuss referrals and keep track of student progress and response to behavioral interventions. The CARE Team examines the case of each student referred and makes decisions about what interventions are appropriate in the case whether they be academic, behavioral/social emotional or both. The principal heads the team, assisted by the school psychologist, the resource specialist, the reading intervention teacher, the speech and language therapist, the school psychologist and counselor, and the referring teacher (or other school adult). Tier 1 behavior supports include the positive efforts outlined in the previous sections and other restorative practices. Tier 2 include Check In Check Out and some small group counseling and alternative activities. Tier 3 includes counseling, and the other options detailed in the previous section. Tier 3 may also include punitive consequences if the behavior justifies suspension under Ed Code or is chronic.

Describe the guidelines for the roles and responsibilities of mental health professionals, community intervention professionals, counselors, school resource officers and police officers on your campus.

Fair Oaks has a school psychologist and a school counselor. This year we also have a Fred Finch therapist who can see and support any focal scholar in the CCEIS plan. All can provide small group and individual counseling and work with other staff to develop plans to address challenging behaviors. They also work with teachers to help them implement BIP's. They also complete observations and evaluations for Special Education and sometimes, mental health referrals to outside agencies. The police and school resource officers are not present on a daily basis but available when needed. This year we have been working closely with the district behaviorist to develop BIPs for students with extensive needs. We have had the support of behavior technicians/assistants to help with these students and implementing the more extensive BIPs.

See Appendix A

**Ensuring a Safe and Orderly Environment AR 0450**  
**Component I: The Social Climate, People, and Programs**

Identify proposed changes to or the addition of curriculum, strategies and programs that ensure a safe and orderly environment.

<b>Goal #1:</b>				
Implement a Positive Behavior Intervention Program to create a culture of safety and learning.				
<b>Component I The Social Climate People and Programs</b>	<b>Who will take the Lead</b>	<b>Completion Date and Budget</b>	<b>Resources Needed</b>	<b>How We Will Monitor and Evaluate</b>
<b>Activities</b>				
1.0 PBIS Rewards a. Continue to implement Considerate Conduct assemblies (on hold due to pandemic) b. Honors Assemblies (on hold due to pandemic) c. Paw Print school economy/student store d. Expand Check in Check out program (Tier 2)	School Counselor and Administrator	June 2022: \$1,300 (Certificates, Store Merchandise, etc.)	Time for monthly assemblies, regular check-ins, Incentive rewards, time for monthly student store, secure enough adult mentors for bigger CICO (Check In Check Out) program.	Calendar, names of students receiving awards. CICO has a data collection system built in.

<p>2.0 Teach students to be Safe, Responsible, and Respectful</p> <ul style="list-style-type: none"> <li>a. Teach specific behaviors with lesson plans</li> <li>b. Reteach and practice periodically</li> <li>c. Regular Morning Meeting or Check-In</li> <li>d. Teachers align classroom expectations with school Matrix</li> </ul>	<p>Staff and Administration</p>	<p>June 2022: \$450 (Posters, etc.)</p>	<p>Schedule and morning meeting prompt for each school day during the entire year.</p>	<p>Record of reduced referrals for peer disrespect</p>
<p>3.0 Parent Engagement in Goal 1</p> <p>Include parents in all plans and activities</p>	<p>Parents and Administration</p>	<p>June, 2023, \$250</p>	<p>New Parent Handbook, classroom behavior expectations Matrix.</p>	<p>Parent reaction to new Handbook, record of parent participation in various events</p>

**Goal #2:**

Support students social and emotional needs to help create an emotionally and physically safe learning environment.

<b>Component I The Social Climate People and Programs</b>	<b>Who will take the Lead</b>	<b>Completion Date and Budget</b>	<b>Resources Needed</b>	<b>How We Will Monitor and Evaluate</b>
<b>Activities</b>				
1.0 Implement MDUSD's SEL curriculum or Choose Love curriculum in all classrooms.	Teachers	June 2023, \$0	Access to MDUSD SEL Lesson Classrooms, professional development sessions for SEL	Observations and SEL Assessment results.
2.0 Individual Counseling	School Counselor, School Psychologist or Fred Finch Therapist	June 2023, \$0	Clear referral process	SEL Assessment results
3.0 Group Counseling	School Counselor, School Psychologist or Fred Finch Therapist	June 2023, \$0	Clear referral process	SEL Assessment results
4.0 Active Education Recess Program	Principal/Active Education Staff	June 2023, \$10,000	Budgeted funds	Number of incidents at recess time
5.0 Behavior Intervention Plans	Principal/District Behaviorist	June 2023, \$?	One-on-one aides to help with the implementation of plans that are more intensive than the teacher would be able to implement.	Number of incidents occurring with supported students.

<b>Goal #3:</b>				
<b>Component I The Social Climate People and Programs</b>	<b>Who will take the Lead</b>	<b>Completion Date and Budget</b>	<b>Resources Needed</b>	<b>How We Will Monitor and Evaluate</b>
<b>Activities</b>				

**Ensuring a Safe and Orderly Environment AR 0450**

**Component II: Physical Environment**

Identify proposed changes to or the addition of strategies and programs that ensure a safe and orderly environment.

<b>Goal #1:</b>				
To maintain a safe, healthy, and pleasant school environment.				
<b>Component II Physical Environment Place</b>	<b>Who will take the Lead</b>	<b>Completion Date and Budget</b>	<b>Resources Needed</b>	<b>How We Will Monitor and Evaluate</b>
<b>Activities</b>				
1.0 School Beautification a. Plant flowers b. Generate list of beautification projects c. Engage volunteer groups in beautification d. School Garden as a major focus in school beautification efforts	Students and Staff	June 2023; CARES ASP budget	Gardening supplies, artist, seeds and plants	Completion of projects

<p>2.0 Maintain Safe Ingress and Egress of Pupils</p> <ul style="list-style-type: none"> <li>a. Review and Change (as necessary) Drop Off , Pick Up Traffic Circle procedures.</li> <li>b. Work to create safer parking lot/circle behavior with students and families</li> <li>c. Increase of safety signage</li> <li>d. Work with parents to encourage safe driving around the Circle</li> </ul>	<p>Principal, Staff, and Students and Parents</p>	<p>June 2023</p>	<p>Time and schedule for monitoring and reviewing with students</p>	<p>Observation of Safe vs. Unsafe conditions during traffic circle hours.</p>
<p>3.0 Modify current fencing to increase campus security</p>	<p>Principal and Maintenance and Operations Staff</p>	<p>Ongoing</p>	<p>District plan and approval</p>	<p>Completion of projects.</p>



**Goal #2:**

<b>Component II Physical Environment Place</b>	<b>Who will take the Lead</b>	<b>Completion Date and Budget</b>	<b>Resources Needed</b>	<b>How We Will Monitor and Evaluate</b>
<b>Activities</b>				

<b>Goal #3:</b>				
<b>Component II Physical Environment Place</b>	<b>Who will take the Lead</b>	<b>Completion Date and Budget</b>	<b>Resources Needed</b>	<b>How We Will Monitor and Evaluate</b>
<b>Activities</b>				

## **School-wide Dress Code BP/AR 5132**

MDUSD BP 5132

Dress and Grooming

### School Dress Code

The Fair Oaks School Dress Code is intended to be aligned with MDUSD Board Policy 5132.

Fair Oaks School does not require students to dress in a uniform. Students are encouraged to dress comfortably at all times, but dress and grooming choices should not be distracting or interfere with the educational process. All students have Physical Education lessons on a regular basis and we encourage active participation during recesses so students should dress appropriately and wear shoes that allow them to participate safely. Baggy, falling down clothing is not permitted. Clothing typically identified as “underwear” shall not be exposed. For your child’s safety, shoes must be worn at all times. No sandals, “flip-flops”, or shoes with wheels are allowed. Please make certain that shirts and tops with “sayings” or pictures printed on them are in good taste. No hats are to be worn indoors. Clothing, “colors”, or any symbol or other personal adornment that may display an identification of a student with a gang or gang membership is prohibited.

See Appendix A

## **School Discipline, Rules and Consequences BP 5131; BP 5144**

MDUSD BP 5131

Conduct

School, Discipline, Program, Rules and Consequences.

Fair Oaks School's Discipline, Rules, and Consequences are intended to align with MDUSD Board Policies 5131, 5144, and 5145.12 and are described in detail in the Fair Oaks Parent Handbook. (2022-23)

Fair Oaks School Discipline policies follow the guidelines set forth in the Student Services Department document "Creating Safe and Supportive Learning Environments for Student Success" (2022-23).

Fair Oaks has three rules: Be Safe, Be Responsible, and Be Respectful. There are several expectations under each rule that are meant to clarify appropriate behaviors in each important area of the school. It is necessary that children learn to develop self-discipline in order to further their learning. Families need to discuss with their children the importance of and need for good behavior and a good attitude while at school. It also needs to be said that adults should never approach other people's children to address their behavior and instead refer the behavior to a school adult. Fair Oaks School uses the "tiered" (leveled) model of teaching expected behaviors described by the district system of providing Positive Behavior Intervention Supports (PBIS). Our goal at Fair Oaks is to teach, model and practice appropriate school behaviors, give support when necessary, and provide appropriate consequences for students who break rules continuously or commit aggressive acts against peers or school adults. Below are some examples of how each "Tier" of support helps students learn and follow behavior expectations. Parents/guardians will receive notice if their student is in need of a Tier 2 or Tier 3 support.

At Fair Oaks Elementary School, we focus on teaching appropriate behaviors rather than on disciplining inappropriate student behavior. We often use Restorative Practices that are meant to restore the relationships and repair the harm that has been done rather than apply disciplinary consequences. Current district and school policies are in place to provide alternatives to out-of-school suspensions, especially for first offenses.

Certain student behaviors described in the state Education Code (ex. Fighting, Theft) are severe enough that they will result in a discipline consequence. The principal will determine what consequences are appropriate based on the severity of the behavior and the guidelines suggested by the state and the district. Consequences are applied in a progressive (increasing) way. Please refer to the district's Student Conduct and Discipline Policy for more detail.

See Appendix A

## **General Emergency Preparedness**

### **EMERGENCY PREPAREDNESS AND CRISIS RESPONSE PLAN**

#### **Purpose of the Plan**

This response plan is designed to assist school staff, students, parents and local agencies organize resources of the school and community to respond to a crisis situation while school is in session.

#### **Regulatory Authority**

State laws and regulations require school districts develop emergency plans and train staff in emergency response procedures. These include laws applicable to school staff and students as well as Cal/OSHA regulations specifically addressing the safety of district employees.

The Katz Act [California Education Code, §35295-35297] requires schools plan for earthquakes and other emergencies. It also requires training in earthquake preparedness procedures for both certificated and classified staff.

The Petris Bill [Government Code, §8607] requires school districts be prepared to utilize the Standardized Emergency Management System (SEMS) when responding to emergencies. This requires that principles of SEMS are incorporated in District plans; that the Incident Command System (ICS) are used at school sites; that all school personnel are trained in how the respective systems work and correlate; and that schools have drills and exercises in order to practice using the systems.

This plan is designed and structured to ensure compliance with the mandates of state law as well as with Cal/OSHA's Emergency Action Plan Standard Title 8, California Code of Regulations §3220. This regulation requires each employer facility have an Emergency Action Plan which focuses on specific emergency contingencies, response personnel roles, and evacuation plans of each employer's site where employees work. Schools and school districts are included in this mandate.

### **School Site Emergency Preparedness and Response Coordination**

Each principal shall supervise the planning, operating and testing of their respective school's Emergency Preparedness and Crisis Response Plan. Each principal will also ensure that all school staff and students are familiar with the basic elements of the District's Emergency Operations Plan, which will be utilized at the district office in the event of a major emergency or district-wide disaster. The principal must ensure that the Incident Command System are utilized by all staff personnel in the event of an emergency incident and shall serve as the Incident Commander at all school crises or emergencies.

### **Campus and Facility Site Preparedness Duties**

This school and the District have designated specific persons to assume emergency position responsibilities in the event of a site emergency or District-wide disaster. The following information provides a breakdown of these responsibilities:

#### **All School Staff:**

- Become familiar with the school's emergency and evacuation procedures.
- Participate in First Aid and CPR training, as appropriate.

#### **Annually each principal shall:**

- Designate Staff Incident Command Structure Assignments.
- Update this site Emergency Preparedness and Crisis Response Plan.
- Ensure personnel are properly trained in their respective assignments.
- Conduct survey of personnel to determine CPR/First Aid/Disaster Preparedness/Medical Training.
- Survey parents to determine who may wish to volunteer during an extended emergency or disaster.
- Ensure needs of students and staff with disabilities are provided for in the event of an emergency.
- Designate primary and alternate locations for command post, evacuation, first aid, student release, and morgue.
- See that parents are informed of the plan and its effect upon students.
- Compile/maintain list of local emergency agencies including telephone numbers and addresses.
- Practice building evacuation plans including testing of warning systems, alarm signals, and communications methods.
- With Maintenance and Operations, complete a site and building hazard survey.
- Ensure all emergency equipment and supplies are in usable condition at all times.

#### **Teachers:**

- Teachers are responsible for the supervision of students in their charge.
- Understand emergency response procedures.
- Have planned activities for use during disasters to lessen possible tension.

#### **School Office Managers or Designee:**

- Organize and maintain the emergency first aid supplies and distribute back-up supplies.
- Assist principal in developing procedures to protect essential records.
- Ensure battery-operated AM/FM radio is available in working condition; know the call number and frequency of disaster information station.
- Maintain an up-to-date list of students and staff who require life sustaining medication.

**School Custodians or designee:**

- Assist principal in planning control procedures for different types of building damage.
- Routinely check that battery-operated equipment is in working condition.

**CRISIS/EMERGENCY INCIDENT RESPONSE SYSTEM**

**Crisis Response**

The primary goals of crisis response are to:

- Prevent a potentially chaotic situation from escalating into a catastrophic event.
- Help those affected to return, as quickly as possible, to a normal level of functioning.
- Decrease the potential long-term effects of the crisis.

**Incident Command System (ICS)**

The Incident Command System is an emergency response system used to manage an emergency incident at a specific facility or site. The ICS, as designated by the MDUSD, will be used by this school as the formal emergency response structure. This is in contrast to the Standardized Emergency Management System (SEMS) which is used to manage resources at a district-wide level.

The organization of the Incident Command System is based on five major management functions or sections, which are also utilized in the SEMS response structure:

- Command (Management) Team - Provides overall direction of response at the school site
- Operations Team- Supports on-scene response at school site
- Planning Team- Collects, evaluates and documents information about the incident
- Logistics Team - Provides services, personnel and supplies in support of incident response
- Finance Team - Provides financial tracking, procurement and cost accounting of incident response

**COMMAND AND ORGANIZATION DURING A CRISIS**

**Foundations of Crisis Response**

The primary foundation for any emergency or crisis response system is to ensure, as much as is humanly possible, the application of the three C’s at all times.

These three C’s are:

- **Control** – Control is the cornerstone of every crisis/emergency response. In emergency response this is initiated and maintained through the effective use of the Incident Command System.
- **Communication** - Communication is essential to maintaining effective coordination of all response actions. Ongoing communication must be maintained between response persons, school staff, and the command team.
- **Coordination** - Coordination is essential to ensure that the most effective and appropriate response actions are used throughout a response operation. Proper utilization of the Incident Command System will ensure that all response operations are coordinated from a central point and that no response action is taken at cross purposes to any other.

**CHAIN OF COMMAND**

An appropriate Incident Command System will be utilized during all school emergencies. This will facilitate the maintenance of effective control and coordination at campus emergencies.

In the event of a crisis, the principal will act as the Incident Commander at all school emergencies and is responsible for initiating and carrying out any emergency actions as required. The principal directs the ICS Team members and other school staff in the implementation of the response actions through the assignment of appropriate duties. If the principal/site administrator is not present, or cannot assume control for any other reason, the Chain of Command is as follows:

<b>Incident Commander</b> (Principal/Site Administrator)	Carolyn Hull/Carolyn Hull
IC Alternate #1	Kaija Cook
IC Alternate #2	Kristen Thompson
IC Alternate #3	Stephanie Walsh

**INCIDENT COMMAND SYSTEM (ICS)**

During campus emergencies, designated school staff function within the Incident Command System until the arrival of outside response personnel. Upon arrival of outside response agencies, the Incident Commander will turn over command of the incident to the ranking response person. The school Incident Commander will document the time of the relinquishing of command and will remain at the Incident Command Post as part of a unified command structure.

The school will coordinate activities with the District Office during a major emergency or disaster. As deemed necessary by the principal or other person acting as the Incident Commander, resource requests will be made by the campus Logistics Team Leader directly to the District Office. All requests for initial emergency assistance will be made to the local emergency response agencies.

Note: Not all members of the ICS will be activated at every emergency. Decisions as to the extent of the response and staff activation will be made by the Incident Commander at the initiation of the response. School staff designated as the primary person for each position is shown following each position title.

**SECTION CHIEFS**

<p><b>Incident Commander:</b> Carolyn Hull</p> <p>Provides overall direction of response at school site; determines level of staffing; communicates with local public safety and District Office</p> <ul style="list-style-type: none"> <li>Communicate and coordinate with Section Chiefs</li> <li>Release teachers according to school’s first opportunity release.</li> <li>Account for the presence of all students and staff as reported by Assembly/Shelter and Care Officer</li> <li>Direct the evacuation of the building, if necessary, using prescribed procedures for emergency type and safest evacuation location.</li> </ul>
<p><b>Public Information Officer:</b> Stephanie Walsh</p> <p>Media liaison, official spokesperson for school; coordinates information for parent community</p> <ul style="list-style-type: none"> <li>Ensures parents and guardians are notified as soon as possible of seriously injured children transported to hospital or other emergency treatment centers.</li> </ul> <p><b>Reports to Incident Commander</b></p>
<p><b>Disaster Response Officer:</b> Kaija Cook</p> <p>Ensures activities are conducted in safe manner, assures safety of personnel (staff, students, volunteers and responders)</p> <p><b>Reports to Incident Commander</b></p>
<p><b>Agency Liaison:</b> Stephanie Walsh</p> <p>Assists in establishing and coordinating outside agencies that provide services or resources</p> <ul style="list-style-type: none"> <li>Serve as the principal's chief communication agent between school site and District Emergency Operations Center.</li> <li>Keep principal informed regarding District directives, injury reports, damage reports, status of students, etc.</li> <li>As directed by the Incident Commander, reports the emergency to appropriate emergency response agencies and the Superintendent.</li> </ul> <p><b>Reports to Incident Commander</b></p>

## DISASTER RESPONSE TEAMS

**Operations Team:** Supports on-scene response at school site

**Operations Team Leader:** Kristen Thompson

Supports on-scene response at school site; develops Incident Action Plan with Incident Commander

**Reports to Disaster Response Officer**

**Search and Recovery:** Richard Enriquez

Searches facility for injured and missing students and staff; conducts initial damage assessment; provides light fire suppression

**Security/Traffic:** Kaija Cook/Nancy Yee

Coordinates security needs; establishes traffic and crowd control; restores utilities; secures perimeter and isolates Fire and Hazardous Materials

**Crisis Intervention:** Nicole Galvan-Goble/Natasha Exner

Provides onsite counseling and intervention; determines need for outside mental health support

**First Aid:** Jennifer Hernandez

Provides triage and medical care; establishes morgue, if needed.

**Assembly/Shelter and Care:** Bonnie Shea/Magic Jaquez/ Millard Canceran

Provides accounting and long-term care for all students until reunited with parents/guardians; manages food and sanitation needs. Teachers report roll and status of student condition to Assembly/Shelter and Care

**Student Release:** Kristen Thompson/Suzanna Arredondo/Julie Romero/MiSung Kim/Tina Sappal

Provides for systematic and efficient reunification of student with parents/caretakers; maintains records of student release

**Planning Team:** Collects, evaluates and documents information about the incident

**Planning Team Leader:** Julie Romero

**Reports to Disaster Response Officer**

**Situation:** Carolyn Hull

Processes and organizes all incident information, including staff student and facility status, maintains ICS status boards and school site map

**Documentation:** Stephanie Walsh

Collects and archives all incident documents

Documentation is to be maintained at the site and a copy forwarded to Risk Management at the Dent Center.

**Resources/Staffing:** Jamie Bohannon

Tracks equipment and personnel assigned to the incident, checks in all resources (incoming equipment, personnel and volunteers).

**Demobilization:** Jamie Bohannon

Coordinates orderly and safe release of assigned resources and deactivation of incident response at the site

**Logistics Team** - Provides services, personnel and supplies in support of incident response

**Logistics Team Leader:** Suzanna Arredondo

Review report from Facilities Officer on conditions of utilities to determine if they should be turned off.

**Reports to Disaster Response Officer**



<p><b>Food and Supply:</b> Kelly Wagner</p> <p>Assesses supply resources at site, including food and water, procures supplies and provides personnel, as requested, including volunteers</p> <ul style="list-style-type: none"> <li>Cover and preserve all usable food and water.</li> <li>Direct the rationing, use and preparation of cafeteria food stock and water supply, whenever the feeding of students, staff and/or the community becomes necessary.</li> <li>Report the condition of the kitchen, including any damage, to the Facilities Team Leader..</li> </ul>
<p><b>Transportation:</b> Suzanna Arredondo</p> <p>Arranges transportation for staff, students and supplies. Call Transportation for buses, if necessary.</p>
<p><b>Facilities:</b> Head Custodian/Night Custodian</p> <p>Recommended filled by School Custodial Team</p> <p>Coordinates site repairs and use of school facilities; arranges for debris removal</p> <ul style="list-style-type: none"> <li>Check water, gas and electricity and report findings to the Incident Commander.</li> <li>Turn off utilities and intake valves on water heaters if directed. Utilities should not be turned off unless absolutely necessary (e.g., broken gas or water mains, or downed electrical wires)</li> <li>Help set up emergency sanitation facilities if needed.</li> <li>Safeguard all usable water within the building.</li> </ul>
<p><b>Communications/IT:</b> Suzanna Arredondo</p> <p>Maintains all communication equipment, including radios; provides services to support information technology. Monitor radio emergency broadcasts.</p>

<p><b>Finance Team</b> - Provides financial tracking, procurement and cost accounting of incident response</p>
<p><b>Finance Team Leader:</b> Stephanie Walsh</p> <p>Provides for the preservation of essential school records. Takes student emergency information cards and AM/FM radio as the building is evacuated.</p> <p><b>Reports to Disaster Response Officer</b></p>
<p><b>Time:</b> Stephanie Walsh</p> <p>Maintains incident time logs for all personnel.</p>
<p><b>Procurement:</b> Stephanie Walsh</p> <p>Tracks and maintains complete records of site expenditures and purchases made by Logistics; manages vendor contracts</p>
<p><b>Cost:</b> Stephanie Walsh</p> <p>Provides cost estimates, analysis and recommendations for cost savings</p>
<p><b>Compensation/Claims:</b> Stephanie Walsh</p> <p>Processes compensation/injury claims related to incident</p>

**Teachers** - Supervise students in their charge, remain with the students unless assigned to an activated ICS position, or released by Incident Commander

Evacuate safely; take emergency kit and current class list

Take roll as soon as conditions permit such action. **Report missing students to Assembly/Shelter and Care Officer**; if there is reason to believe that a student might be endangered, report need for rescue.

Check with buddy classes when evacuating. If there are seriously-injured persons who cannot be moved report to Search and Recovery Officer

Provide minor first aid until emergency first aid station is established. Indicate need for major first aid assistance. Document first aid provided.

Help to restore order/assist other teachers and students. Talk with students about incident/disaster to help reduce anxiety.

Release students according to the site student release plans as directed by Student Release Officer. When all students are released, physically report to Command Post. Remain on site until released by Incident Commander.

## EMERGENCY RESPONSE COMMUNICATIONS

During an emergency:

- Manage your environment to reduce confusion.
- Communicate with students to reduce anxiety and confusion.
- Call 911 if the emergency is in your area (e.g. your classroom) and inform office of the call.
- When evacuating your area communicate all clear by Link to Cliff Notes Evacuation #3 and lock the door. Keep room unlocked if a victim is still inside the room.
- During evacuation do not call the office unless you witnessed the emergency incident or suspects.
- Students should be allowed to text that they are safe but should not talk on the phone.
- Communication may be achieved by the use of intercom, walkie-talkies, telephones, messengers, bullhorns.
- School site direct dial telephones lines will continue to operate. This is usually the line that serves the fax machine. Each site should have one direct-dial telephone unit that can be plugged into this line.
- District school buses have a radio that can call the district. If on campus, the bus radio can be used to communicate with the district.

## LOCATIONS

**Command Post:** The Command Post will be located such that the full emergency assembly area is in view, while maintaining adequate separation from students, evacuation assembly areas, the medical treatment area and student release areas. School personnel designated to contact outside emergency response agencies will notify the responding agency of the location of the Command Post at the school.

Primary Location	This section removed from posted plan for security purposes. If you wish to see the full plan, contact the school principal for an appointment.
Alternate Location	

**Evacuation Area:** Whenever an evacuation is called ensure that the area is not a potential danger to the evacuees and/or is not in the path of the event. This includes danger from natural disasters, chemical/hazardous materials, explosive devices and potential violence threats. Notify the Incident Commander immediately if evacuation is deemed unsafe.

Primary Location	This section removed from posted plan for security purposes. If you wish to see the full plan, contact the school principal for an appointment.
Alternate Location	
Off-Site Location	

Alternate Off-Site	
--------------------	--

**First Aid/Emergency Medical Response Center:** In the event of a major disaster the First Aid area will act as both triage and treatment units. Two assumptions must be made regarding medical services:

- During a major event, local emergency medical service services may not be available and transportation of the injured may be delayed.
- District employees and visitors will be dependent on first aid rendered by trained district employees.

Primary Location	This section removed from posted plan for security purposes. If you wish to see the full plan, contact the school principal for an appointment.
Alternate Location	

**Morgue:** In the event of a major incident or disaster resulting in fatalities, the local emergency response agencies may need to set up a morgue at the school. Area should be separate from student evacuation locations.

Primary Location	This section removed from posted plan for security purposes. If you wish to see the full plan, contact the school principal for an appointment.
Alternate Location	

**Student Release:** Students will be released only to authorized adults listed on Emergency Release Cards. Adults picking up students must sign the Student Release Log. Identification must be checked

Primary Location	This section removed from posted plan for security purposes. If you wish to see the full plan, contact the school principal for an appointment.
Alternate Location	
Off-Site Location	
Alternate Off-Site	

## SCHOOL STAFF EMERGENCY RESPONSIBILITIES

### General Staff Responsibilities

All staff members are directly responsible for the protection of students, members of the public and school assets. School administrators and teachers must ensure that appropriate steps are taken during emergencies. General responsibilities for ALL school staff in case of emergency include, but are not necessarily limited to, the following:

- Ensure that students are properly notified of the emergency.
- Take appropriate action with students as conditions require.
- Initiate first aid, rescue, equipment shutdown or damage control as needed.
- Account for all students.
- Notify the Assembly/Shelter and Care Officer of missing persons, or of any employees or students who require medical assistance.
- Contact parents or guardians as appropriate.

### District Staff as Disaster Workers

The California Government Code [§3100 et. seq.], declares that all public government employees are disaster workers subject to such disaster service activities as may be assigned to them by their superiors or by law. In accordance with these legal responsibilities of public employees, all district personnel are subject to be called upon and must be prepared if at home or elsewhere, to report for duty in the event of an extreme emergency. Arrangements for care of one's family should be prearranged in order to permit discharge of this emergency responsibility. This law applies to District employees in the following cases:

- When a local emergency has been proclaimed

- When a state emergency has been proclaimed by the governor
- When a federal disaster declaration has been made by the president

All staff members should have a personal plan for themselves and their families that can be implemented during an emergency. Staff members should be prepared to remain on site for as long as 72 hours or longer following an emergency, possibly without contacting their home and families. Staff members with special home considerations should discuss these with the principal prior to any emergency.

#### **Release of Teachers/Staff from Duties as Disaster Workers**

Government Code §3100 declares that public employees are disaster service workers, subject to such disaster service activities as may be assigned to them by their superiors or by law. The term public employee includes all persons employed by the state or any county, city, state agency or public district, excluding aliens legally employed.

This means all school staff are considered disaster workers during a major emergency. School personnel assigned to school level Incident Command System positions and responsibilities will assume their posts as assigned by the site Incident Commander. Others will remain at a central staging location to await assignment as needed. No staff person will be released from their normal or emergency response duties without the expressed permission of the principal or designee as directed by the superintendent or a designee. School principals will not allow such releases of their staff without first obtaining authorization from the superintendent or a designee.

#### **Priority Release of Employees:**

Staff members with special home conditions, such as infant children or invalid relatives, are invited to submit a written petition for “first opportunity” release after the crisis stages of an emergency. The administrator in charge will exercise this release at the earliest opportunity as follows:

- Those with dependents
- Those with no dependents
- Administrators

## Potential Emergency Types and Responses Part One

School Administrators, teachers, and other staff will, at some time, be forced to deal with different types of potential or actual crises or emergency situations. The following sections describe the most probable situations, with specific response action directions included for each emergency type. The response actions are determined in coordination with the MDUSD Emergency Response Plan, the Incident Command System, and other district policies and guidelines.

### ACTIVE SHOOTER SITUATIONS: RESPONDING TO AN ACTIVE SHOOTER SITUATION

School Comprehensive School Safety Plans should include courses of action that will describe how students and staff can most effectively respond to an active shooter situation to minimize the loss of life, and teach and train on these practices, as deemed appropriate by the school.

Law enforcement officers may not be present when a shooting begins. The first law enforcement officers on the scene may arrive after the shooting has ended. Making sure the staff knows how to respond and instruct their students can help prevent and reduce the loss of life.

No single response fits all active shooter situations; however, making sure each individual knows his or her options for response and can react decisively will save valuable time. Depicting scenarios and considering response options in advance will assist individuals and groups in quickly selecting their best course of action.

Understandably, this is a sensitive topic. There is no single answer for what to do, but a survival mindset can increase the odds of surviving. As appropriate for your community, it may be valuable to schedule a time for an open conversation regarding this topic. Though some parents or personnel may find the conversation uncomfortable, they may also find it reassuring to know that, as a whole, their school is thinking about how best to deal with this situation.

During an active shooter situation, the natural human reaction, even if you are highly trained, is to be startled, feel fear and anxiety, and even experience initial disbelief and denial. You can expect to hear noise from alarms, gunfire and explosions, and people shouting and screaming. Training provides the means to regain your composure, recall at least some of what you have learned, and commit to action. There are three basic options: run, hide, or fight. You can run away from the shooter, seek a secure place where you can hide and/or deny the shooter access, or incapacitate the shooter to survive and protect others from harm.

As the situation develops, it is possible that students and staff will need to use more than one option. During an active shooter situation, staff will rarely have all of the information they need to make a fully informed decision about which option is best. While they should follow the plan and any instructions given during an incident, often they will have to rely on their own judgment to decide which option will best protect lives.

### RESPOND IMMEDIATELY

It is not uncommon for people confronted with a threat to first deny the possible danger rather than respond. An investigation by the National Institute of Standards and Technology (2005) into the collapse of the World Trade Center towers on September 11, 2001, found that people close to the floors impacted waited longer to start evacuating than those on unaffected floors.<sup>21</sup> Similarly, during the Virginia Tech shooting, individuals on campus responded to the shooting with varying degrees of urgency.<sup>22</sup> These studies highlight this delayed response or denial. For example, some people report hearing firecrackers when in fact they heard gunfire.

Train staff to overcome denial and to respond immediately, including fulfilling their responsibilities for individuals in their charge. For example, train staff to recognize the sounds of danger, act, and forcefully communicate the danger and necessary action (e.g., "Gun! Get out!") to those in their charge. In addition, those closest to the public address or other communications system, or otherwise able to alert others, should communicate the danger and necessary action. Repetition in training and preparedness shortens the time it takes to orient, observe, and act.

Upon recognizing the danger, as soon as it is safe to do so, staff or others must alert responders by contacting 911 with as clear and accurate information as possible.

As part of its preparedness mission, Ready Houston produces “Run, Hide, Fight” videos, handouts, and trainings to promote preparedness among residents of the Houston region. These materials are not specific to a school setting but may still be helpful. These videos are not recommended for viewing by minors. All of these items are available free of charge, and many are available at <http://www.readyhouston.tx.gov/videos.html>

Occupants of both towers delayed initiating their evacuation after World Trade Center 1 was hit. In World Trade Center 1, the median time to initiate evacuation was 3 minutes for occupants from the ground floor to floor 76, and 5 minutes for occupants near the impact region (floors 77 to 91). See National Institute of Standards and Technology, 2005. Federal Building and Fire Safety Investigation of the World Trade Center Disaster Occupant Behavior, Egress, and Emergency Communications. Available at [http://www.mingerfoundation.org/downloads/mobility/nist\\_world\\_trade\\_center.pdf](http://www.mingerfoundation.org/downloads/mobility/nist_world_trade_center.pdf)

Report of the Virginia Tech Review Team, available at <http://www.washingtonpost.com/wpsrv/metro/documents/vatechreport.pdf> and <http://www.washingtonpost.com/wpsrv/metro/documents/vatechreport.pdf>.

23J. Pete Blair with M. Hunter Martaindale, United States Active Shooter Events from 2000 to 2010: Training and Equipment Implications. San Marcos, Texas: Texas State University, 2013. Available at <http://alerrt.org/files/research/ActiveShooterEvents.pdf>

## RUN

If it is safe to do so for yourself and those in your care, the first course of action that should be taken is to run out of the building and far away until you are in a safe location.

### **Students and staff should be trained to**

- Leave personal belongings behind;
- Visualize possible escape routes, including physically accessible routes for students and staff with disabilities as well as persons with access and functional needs;
- Avoid escalators and elevators;
- Take others with them, but not to stay behind because others will not go;
- Call 911 when safe to do so; and
- Let a responsible adult know where they are.

## HIDE

If running is not a safe option, hide in as safe a place as possible.

### **Students and staff should be trained to hide in a location where the walls might be thicker and have fewer windows. In addition:**

- Lock the doors;
- Barricade the doors with heavy furniture;
- Close and lock windows and close blinds or cover windows;
- Turn off lights;
- Silence all electronic devices;
- Remain silent;
- Hide along the wall closest to the exit but out of the view from the hallway (allowing for an ambush of the shooter and for possible escape if the shooter enters the room);
- Use strategies to silently communicate with first responders if possible, for example, in rooms with exterior windows make signs to silently signal law enforcement officers and emergency responders to indicate the status of the room's occupants; and
- Remain in place until given an all clear by identifiable law enforcement officers.

## FIGHT

If neither running nor hiding is a safe option, as a last resort when confronted by the shooter, adults in immediate danger should consider trying to disrupt or incapacitate the shooter by using aggressive force and items in their environment, such as fire extinguishers, and chairs. In a study of 41 active shooter events that ended before law enforcement officers arrived, the potential victims stopped the attacker themselves in 16 instances. In 13 of those cases they physically subdued the attacker.<sup>23</sup> While talking to staff about confronting a shooter may be daunting and upsetting for some, they should know that they may be able to successfully take action to save lives. To be clear, confronting an active shooter should never be a requirement in any school employee's job description; how each staff member chooses to respond if directly confronted by an active shooter is up to him or her. Further, the possibility of an active shooter situation is not justification for the presence of firearms on campus in the hands of any personnel other than law enforcement officers.

## BOMB THREAT/SUSPICIOUS PACKAGE

### BOMB THREAT

This section removed from posted plan for security purposes. If you wish to see the full plan, contact the school principal for an appointment.

### SUSPICIOUS PACKAGE

Anyone discovering a suspicious package, box or strange device will do the following:

- Not touch or remove strange objects.
- Notify the principal.
- Principal will notify the police department, the fire department and the superintendent.
- Principal will evacuate the buildings.

Whenever a bomb threat is received or a suspicious package is found, a police officer will evaluate the threat or object before instituting a search of the buildings or sounding the signal for staff and students to return to the buildings.

The superintendent is to be kept informed of all actions.

## EARTHQUAKE

Although the probability of an earthquake occurring is lower than most other emergency types, the potential for injuries and damage from one is high. It is essential that students and staff remain aware of the following basic actions:

If an earthquake or other situation warrants, drop to the floor, take protective position under desks or furniture with backs to windows and hands covering head and face. Stay in position until directed to evacuate or take other protective action.

If outside, move away from buildings and trees and take protective position. When situation permits, proceed to the designated assembly point. Standby: Alert students in your area to stand by for further information. Make whatever assessment of the situation is possible. Render emergency first aid as required.

If inside, stay inside during ground shaking. In classrooms or offices, move away from windows, shelves and heavy objects or furniture that may fall. Take cover under a safe table, desk or counter. At the teacher's command, students should take the DROP position.

If a "shelter" (table, desk, etc.) is not available, move to an inside wall or corner, turn away from windows, kneel alongside wall, and bend head close to knees, with elbows firmly behind neck protecting face.

If notebooks or jackets are handy, hold these overhead for added protection from flying glass and ceilings debris. Remain in sheltered position for at least 60 seconds or until directed to move by an adult.

If in halls, on stairways, or other areas where no cover is available, students must follow the directions of the nearest teacher or school employee.

If in the library, immediately move away from windows and bookshelves and take appropriate cover. In the science lab or shops, all burners should be extinguished (if possible) before taking cover. Stay clear of hazardous chemicals that may spill.

The duration of ground shaking depends on a number of factors, including the severity of the earthquake. Advise students to anticipate shorter or longer episodes of ground shaking during actual earthquakes and their aftershocks.

#### EARTHQUAKE HAZARDS COMMONLY FOUND IN SCHOOL BUILDINGS:

- Glass that shatters or flies around
- Objects stored above head-level on shelves, walls, and ceilings (such as unused projectors, books, science equipment, boxes)
- Objects that block movement to safe places (books on floors, tipped desks and bookcases)
- Cabinets without latches
- Objects stored on wheels
- Open shelving without a lip or restraining wire
- Free standing cabinets
- Blocked exits
- Objects in hallways that block movement (glass, tables, locker contents)

#### SETTLING DOWN AFTER THE FIRST SHOCK:

After the first shock, teachers will evacuate the classrooms, being alert to the possibility of aftershocks.

When leaving the classroom, teachers should make every effort to take with them the roll book and emergency supplies.

Announce that no student is to return to the room unless directed to do so.

Teachers will take classes to pre-arranged places on the campus.

Teachers and students will remain in designated areas until re-entry to the building has been approved or they are directed to move elsewhere.

School will remain open indefinitely until every student has been released to parents or to an authorized person.

Do not light any fires after the earthquake because of possible gas leaks.



If possible, notify utility companies of any break or suspected breaks in service.

The **Incident Commander** should procure the advice of the Director of Maintenance and Operations regarding the safety of the buildings.

The **Incident Commander** should keep the superintendent informed of conditions at the school.

Whenever possible disaster supplies should be kept in a locked shed away from the school buildings and accessible once all personnel and students are safely accounted for and secured in the evacuation area.

## STUDENT RELEASE

This section removed from posted plan for security purposes. If you wish to see the full plan, contact the school principal for an appointment.

## THE GREAT SHAKEOUT EARTHQUAKE DRILLS

All Mt. Diablo USD schools are encouraged to participate in the annual Great ShakeOut Earthquake Drills. See <https://www.shakeout.org/index.html> for more information.

## FIRE

In the event a fire is detected within a school building, the school fire alarm will be sounded. This will automatically implement the action to LEAVE THE BUILDING.

Upon receiving the order to evacuate, staff will assume their designated positions in the hallways of the school. They will then monitor the evacuation procedures and assure that all persons have left the building. Staff are also responsible to ensure that all disabled persons in the building are assisted as necessary.

1. Take emergency backpack, and attendance information.
2. Teachers evacuate with current class. If evacuation occurs outside of a class period: assist students in evacuation.
3. Upon exit prop a chair outside of classroom door to indicate room is all clear and lock door. Keep unlocked if victim is inside.
4. Check with buddy teacher. Assist/evacuate both classes if needed.
5. If on prep or don't have a class: assist students in evacuation.
6. Check common areas while evacuating.
7. Evacuate to primary location via assigned route, adjust as needed.
8. At evacuation location, line up, and take attendance.
9. Hold up GREEN card if all students are accounted for. RED card if missing students or assistance required. If not used, describe alternate practice:  
Give full attendance accounting to Search and Recovery Officer
10. Stay with class unless you are released to assume other duties.
11. Release from drill will be a positive announcement by the Incident Commander
12. Communicate with your students and maintain control.

The fire department will be notified. The police and superintendent should also be notified.

Access roads to the school campus should be kept open by **Security/Traffic** team personnel.

Students and staff will not return to the buildings until the fire department declares the area safe and the **Incident Commander** has announced the ALL CLEAR.

Clothing on fire: STOP. DROP. ROLL. Use other pieces of clothing to help smother the flames. Immediately call 911. Render first aid.

#### INTRUDER ALERT/ANTI-VIOLENCE RESPONSE

This section removed from posted plan for security purposes. If you wish to see the full plan, contact the school principal for an appointment.

#### ACTIVE ALERT: LOCK DOWN

This section removed from posted plan for security purposes. If you wish to see the full plan, contact the school principal for an appointment.

#### STAFF ROLES DURING ACTIVE LOCK DOWN

This section removed from posted plan for security purposes. If you wish to see the full plan, contact the school principal for an appointment.

#### PRACTICE ALERT: LOCK DOWN

16. The principal will announce, Alarm will sound.

17. Follow the instructions above for an Active Alert. Release from Drill is: PA announcement by school adult that all is clear.

Intruder drills are practiced each year. Staff training is provided. Ample warning and preparation are made so that students and families are aware of the drills. Law enforcement should be invited to participate in these drills

## Potential Emergency Types and Responses Part Two

### CHEMICAL SPILLS WITHIN THE SCHOOL

In the event of a chemical spill or incident at school, the site administrator will determine what emergency action to take depending upon the circumstances. Teachers in the area shall do the following:

- Restrict the area of the incident and evacuate the area as deemed necessary.
- Rescue injured or trapped persons and remove from area, if trained to do so.
- Provide first aid as needed.
- If possible, determine the name(s) of the chemical(s) and provide that to the emergency respondents.
- Allow no one in the immediate area of the spill except emergency personnel.
- The office will alert classes to, "Shelter-in-Place."
- Notify the Superintendent's office.

### CHEMICAL ACCIDENT NEAR THE SCHOOL

Warning of a chemical accident is usually received from fire and/or police departments or from emergency services officials when such accident occurs sufficiently near a school to be a threat to the safety of students and staff. An overturned tanker, a broken fuel line, and an accident in a commercial establishment that uses chemicals are all potential hazards. Whether the accident occurs at the school or off the school grounds, the site administrator shall determine if there is need to EVACUATE or to SHELTER-IN-PLACE. This decision will be made in coordination with offsite emergency respondents. If it is necessary to evacuate the area, move crosswind, never directly with or against the wind which may be carrying fumes. Get upwind as quickly as possible.

### CRISIS INVOLVING INDIVIDUAL STUDENTS AND/OR STAFF

The sudden death, serious injury to a student or staff member either through natural causes, accidents or as the result of an act of violence, such as school shooting, missing students (known or suspected abduction), physical assault, sexual assault, non-natural or non-accidental causes or other unexpected events are, without question, a crisis. Responding to these kinds of crisis situations in a timely and effective manner is as critical as dealing with an earthquake or a fire.

1. Contact Student Services to request the District Crisis Intervention Team immediately following a serious injury, accident or death of a student or staff member.
2. Work with your school psychologist to determine identification of short- and long-term interventions for students or staff traumatized by the event.
3. Work with the Superintendent's office to formulate a public statement.
4. Discuss the crisis in a factual manner in follow up meetings and/or communications.
5. Be sensitive to latent behavior problems that are trauma-related.

A general message will be prepared and whenever possible parents will be contacted first in order to be the first adults to provide the information and support their children. All staff will be debriefed and supported. Activities to best meet the needs of the community will be provided aimed at providing counseling, a way for all to process (writing, drawing, and sharing). Activities such as games, music and reading may be planned over a short period of time to reduce anxiety and work demands. Follow and close monitoring for students and staff to insure latent reactions and responses.

### DISCARDED WEAPON OR DRUG LAB/PARAPHERNALIA

#### DISCARDED WEAPON: GUN OR RELATED ITEM

A staff person may discover a discarded gun or related item or a student may also bring this to a staff person's attention.

In these circumstances:

- Staff will remain at the location and notify the office of the situation.
- The office will immediately notify the local authorities.
- Staff will not take any active response role in these situations.
- Keep the area clear of students and faculty until local authorities have arrived.
- As appropriate, conduct a Shelter in Place.

#### DISCARDED WEAPON: KNIFE OR RELATED ITEM

A staff person may discover a discarded knife or related item or a student may also bring this to a staff person's attention.

In these circumstances:

- Staff will remain at the location and notify the office of the situation.
- Trained staff as designated by principal or designee will recover the item and notify the authorities as appropriate.

#### DISCARDED DRUG LAB OR DRUG USE PARAPHERNALIA

A staff person may discover a discarded drug lab or drug use paraphernalia or a student may also bring this to a staff person's attention.

In these circumstances:

- Staff will remain at the location and notify the office of the situation.
- The office will immediately notify the local authorities.
- Staff will not take any active response role in these situations.
- Keep the area clear of students and faculty until local authorities have arrived.
- As appropriate, conduct a Shelter in Place.

#### EXPLOSION

The DROP command is to be given immediately in the event of an explosion at the school or within a school building.

If the explosion occurs within the building or threatens the building, the teacher will then implement the school evacuation plan. Assemble at the designated assembly area.

Sound the fire alarm and proceed as above for a fire.

Notify the superintendent's office.

#### FALLEN AIRCRAFT

Warning of a failing or fallen aircraft is usually by sight, sound or fire. If an aircraft falls near the school, the following actions will be taken:

- The site administrator will determine which emergency actions should be implemented. When necessary, teachers will take immediate action to ensure the safety of students if the site administrator is unable to direct emergency action.
- Students and staff must be kept at a safe distance from the aircraft, as it may explode. Move crosswind or stay up wind to avoid fumes.
- Call 911

Notify the Superintendent's office.

#### NATURAL GAS LEAK OR RUPTURED GAS LINE

The site administrator will evaluate the situation and determine the need for a building evacuation.

Offsite emergency respondents will be called if a leak is suspected.

In general, an evacuation of the building(s) will be conducted whenever there is a strong smell of natural gas within the school. Evacuations under other circumstances will be decided upon based on discussions with offsite emergency respondents. The site administrator will then initiate whatever emergency action is required.

Notify the superintendent's office.

#### RABID OR VICIOUS ANIMAL

If a rabid or vicious animal is at or in the vicinity of the school, the Animal Control Center should be notified immediately. Teachers shall be notified Shelter In Place. Students outside of the building will be quietly and cautiously sent into the nearest building and secured in a room behind closed doors.

Notify the Superintendent's Office.

#### SEVERE WINDSTORM

Warning of an impending windstorm is usually received via radio, television or civil defense officials. The United States Weather Bureau can usually forecast severe windstorms. If high winds develop during school hours without sufficient warning, the following emergency actions should be taken:

- Implement action to TAKE COVER. Students and staff should assemble inside shelters or buildings.
- Close windows and window coverings. Seek shelter away from windows.
- Remain near an inside, ground level wall if the building is more than one level.
- Evacuate classrooms that bear the full force of the wind.
- Avoid auditoriums, gymnasiums and other enclosures that have long roof spans.
- Keep tuned to a local radio station for the latest advisory information.
- Take roll and complete a Student Accountability Form.
- Notify site administrator of any break or suspected break in utility lines or buildings which might present an additional hazard.
- If possible, contact and report conditions to the superintendent.
- Don't permit any staff to leave the building until the winds have subsided and it is safe to do so.

#### UTILITIES LOSS OR FAILURE

##### LOSS OF ELECTRICAL POWER:

Consult PG&E website for grid of outages: [www.pge.com](http://www.pge.com)

Contact PG&E to report a Power Outage 1 800-743-5002

##### WATER EMERGENCY:

Contra Costa Water District Emergency Number 925-688-8374

Golden State Water Company Emergency 800-999-4033, 877-933-9533 (TTY- hearing impaired)

##### PHONE ISSUES:

Contact Technology Information Services (TIS) at extensions 4094 or 4105 to report phone issues.

**ADDITIONAL INFORMATION:**

Contact Maintenance, Operations & Facilities at extension 3884 if any utility will be off for an extended period of time.

Notify the superintendent of the situation.

If necessary, make appropriate arrangements with Maintenance and Operations for temporary communications, water delivery and portable rest rooms.

In the event of an extended outage, consult with the cafeteria manager. The cafeteria manager will consult with Food and Nutritional Services x4124.

If an extended outage is likely, provide a School Messenger update to keep parents/guardians informed.

## EMERGENCY PREPAREDNESS AND CRISIS RESPONSE PLAN

### EVACUATION PROCEDURES

#### EVACUATION ALARM SYSTEM

A crisis or emergency may warrant an evacuation of the school building(s). Once notified of an emergency situation, the **Incident Commander**, will carry out the initial response actions delineated in the **Emergency Preparedness and Crisis Response Plan**. In consultation with members of the **Incident Command Team**, the principal will determine whether an evacuation is warranted or is the safest action given the character of the emergency.

**Incident Command Team** members will immediately assume their designated response duties as activated by the **Incident Commander**. The **Disaster Response Officer** will ensure, during the evacuation itself, that all evacuation assistance personnel are operative and performing their respective duties as assigned.

When a decision is made to evacuate, the **Assembly /Shelter and Care Team** leader will immediately report to the assembly area and inspect the area for hazards. The **Assembly /Shelter and Care Team** leader will notify the **Disaster Response Officer** immediately if the area is safe. If not, the **Assembly /Shelter and Care Team** will advise that the evacuation be done to the alternate assembly location.

This evacuation may be a partial evacuation of only portions of the building in a localized emergency [e.g., a small chemical spill] or it may be a general evacuation of all building. When an evacuation is ordered, students and staff will be notified according to the site's **Preparedness and Crisis Response Cliff Notes**.

If deemed appropriate and safe, the school's fire alarm will sound in the event of a general building evacuation. If neither mechanical system is operable, the Incident Commander will utilize office, custodial or student personnel to notify classrooms of the need to evacuate.

#### COORDINATING THE EVACUATION

Upon receiving the order to evacuate, staff will assume their designated positions in the school. They will then monitor the evacuation procedures and assure that all persons have left the building. Staff are also responsible to ensure that all disabled persons in the building are assisted as necessary.

1. Take emergency backpack, and attendance information.
2. Teachers evacuate with current class. If evacuation occurs outside of a class period: assist students in evacuation.
3. Upon exit prop a chair outside of classroom door to indicate room is all clear and lock door. Keep unlocked if victim is inside.
4. Check with buddy teacher. Assist/evacuate both classes if needed. 5. If on prep or don't have a class: assist students in evacuation.
6. Check common areas while evacuating.
7. Evacuate to primary location via assigned route, adjust as needed.
8. At evacuation location, line up, and take attendance.
9. Hold up GREEN card if all students are accounted for. RED card if missing students or assistance required. If not used, describe alternate practice:  
Give full attendance accounting to Search and Recovery Officer
10. Stay with class unless you are released to assume other duties.
11. Release from drill will be a positive announcement by the Incident Commander
12. Communicate with your students and maintain control.

#### EVACUATION ASSEMBLY AREAS



When ordered to evacuate, students and staff will follow the evacuation route prescribed for their respective areas and exit the building in an orderly and controlled manner. Any volunteers or visitors to the classroom should be advised to go with the classroom to the assembly area.

ALL students and staff must report to the assembly area and remain there until the **Incident Command Team**, via the **Assembly /Shelter and Care Team**, notifies them it is clear to return to the building. Under no circumstances are students to leave the area unless released by the teacher in strict accordance with the school's **Student Release Procedures** as outlined in the site's **Preparedness and Crisis Response Cliff Notes**. This will not be done unless it is authorized by the **Incident Command Team**.

Teachers MUST take a head count of all persons under their care to ensure that all students, volunteers and visitors are present. This will be reported to the **Assembly /Shelter and Care Team** as outlined in the site's **Preparedness and Crisis Response Cliff Notes**. If someone is deemed missing, the teacher is to immediately report this fact to the **Assembly /Shelter and Care Team** as outlined in the site's **Preparedness and Crisis Response Cliff Notes**.

#### ACCESS CONTROL PERSONNEL

Whenever an evacuation is called, the designated **Security/Traffic** response team (designated prior to an emergency) will automatically assume duties as traffic controllers to prevent unauthorized public vehicles or persons access to the school campus and building(s). They will function according to the duties delineation shown in the **Emergency Preparedness and Crisis Response Plan**.

## EMERGENCY PREPAREDNESS AND CRISIS RESPONSE PLAN

### STUDENT EARLY DISMISSAL AND EMERGENCY SCHOOL CLOSURE

During school hours, all students are considered under the care and supervision of school staff. In all circumstances, and especially in the event of emergency incidents or circumstances, the safety of the students and the school staff is of paramount importance. All actions taken shall bear in mind the safety and well-being of both students and school employees.

Thus, in the event of a major emergency incident or disaster during school hours, school will not be dismissed without the expressed and clear authorization of the District Superintendent or a designee, and children will remain under the supervision of school authorities. Students will only be released from school and District responsibility in strict accordance with the procedures outlined in the District's Early Release Policy as described below. Parents/guardians or designated emergency contacts who come to the school to pick up students must properly identify themselves in order for their children to be released.

#### RELEASE OF STUDENTS FROM SCHOOL

MDUSD and this school want to reunite parents with their children at the earliest time possible after an emergency situation or major disaster event. However, if it is not possible for parents to pick up their children or make arrangements for others to do so, students will be held at the school or other area until such time as they can be safely released. Each year the school will notify all parents of the procedure for reuniting parents with children in the event of an emergency at school. Parents are encouraged to print out and complete the **ABC's – Three Steps to Protect Your Child during Emergencies in the School Day (Appendix B)**

In the event students are held at a school, they may be released only to the student's own parent(s) or a person authorized beforehand by the parent. As a part of annual registration, sites collect emergency contact information in AERIES. From AERIES, **Emergency Cards** shall be printed and used for this purpose. It is recommended sites print copies for teachers to have on hand in their emergency packs along with roll information. Office shall also print out the **Emergency Student List** or **Emergency Cards** and maintain that in the office emergency evacuation kits.

Parents or others must check with this school's **Student Release** team at the emergency **Student Release Location** prior to pick up of their children. Teachers will release students according to the procedure outlined under the **Emergency Student Release Procedures** described below.

## EMERGENCY RELEASE PLAN PROCEDURES

Teachers will utilize the following procedures to properly release students from their care to a parent, legal guardian or person authorized in writing to pick up the student:

1. At time of emergency, students remain with their current classes. Teacher takes roll on an Accountability Form and await direction from **Incident Commander** via **Student Release** team.
2. **Incident Command** will communicate with district office for dismissal directive. Students will report to (first period or other) classes, upon **Student Release** team directive.
3. Adults picking up students will identify self at designated **Student Release Location**: Primary On-Site From the playground gates at the back of the MU or Alternate On-Site The gates by the Office leading to the Traffic Circle. If campus must be evacuated, Off-Site Len Hester Park or Alternate Off-Site Crossroads Shopping Center parking lot
4. Students will be released only to authorized adults listed on the **Emergency Card** or **Emergency Student List**. Adults picking up students must sign **Student Release Log** and indicate destination. Unless otherwise directed by **Incident Commander** via **Student Release officer**, a runner takes message to teacher with name of student being released and name of adult picking up student. Teacher double-checks sign-out sheet, stamps/marks student and releases.
5. Students may go home with people listed on **Emergency Card** or **Emergency Student List** if parent can't be reached.
6. Periodically, as students are released, remaining students will be consolidated.
7. Teacher takes attendance after each consolidation, informs **Assembly/Shelter and Care** team as well as the **Student Release** team, and keeps all documentation.

## EMERGENCY PREPAREDNESS AND CRISIS RESPONSE PLAN

### TRAINING

The key to effective and coordinated emergency response efforts is the proper training of school response personnel as to their duties in an emergency or disaster. Proper training is mandated under the SEMS requirements for District staff and students and by Cal/OSHA for employees of the District.

### ALL DISTRICT RESPONSE STAFF AND STUDENTS

All non-response District staff, as well as all students, will receive training in the following areas:

- Brief overview of the District Emergency Operations Center (EOC) plan and its coordination with School Crisis Response plans.
- Brief overview of the School Crisis Response Plans and its coordination with the District EOC plan.
- Responder positions within each plan and the duty to follow instructions of the response team personnel.
- Use of drills and exercises to provide hands-on instruction to staff and students.

### SCHOOL CRISIS RESPONSE TEAM PERSONNEL

All school staff will receive training and detailed information on the **Incident Command System** and its use at a school crisis or disaster response. This will include but is not limited to:

- Initiation and functioning of the ICS Command Post.
- ICS response positions, their responsibilities, and the use of position checklists.
- Development of site Incident Action Plans and the utilization of, and coordination with, EOC actions at the District level.
- Importance of documentation of site ICS activities and damage assessment information.
- Demobilization procedures for down-sizing and closing the ICS Command Post.

## DRILLS AND EXERCISES

Because emergencies occur without warning, life-protecting actions must be taken immediately at the first indication of emergency conditions. There may be no time to think through all of the options for what must be done. Emergency drills will be conducted periodically to help familiarize everyone with basic procedures and to help students and staff learn how to react immediately and appropriately.

Exercises and drills will be conducted at the school site level. The essential components of school site emergency drills are classroom training and discussions, demonstrations and exercises designed to help staff and students learn and practice where to seek shelter and how to protect themselves based on the kind of emergency they are facing.

## EMERGENCY PREPAREDNESS AND CRISIS RESPONSE PLAN

### RECOMMENDED EMERGENCY SUPPLIES

The school shall maintain a quantity of emergency supplies that will be utilized by trained personnel in the event of a school crisis or a district-wide disaster. Some materials should be stored in a central location on campus as a means of providing ready access to assist any area in the school.

Each classroom should also have its own supply of first aid and other equipment to facilitate each teacher in helping the students they are responsible for.

### CENTRAL SCHOOL EMERGENCY SUPPLIES

Central School Emergency Supplies are recommended to include at least the following items:

- Two first aid kits (see below)
- Two tool kits (see below)
- Radio (battery-operated) wrapped in plastic bag
- Batteries (left in original packages; replaced in years ending with 0, 3, or 7)
- Water carrier
- Water purification tablets and/or household bleach
- Toilet paper
- Hard hats
- Blankets (4 wool, 5 space blankets)
- Large plastic tarp
- Sheets for medical use (slings) or to signal for specific help. (Sheets will be spread out on the lawn as needed.)
- Spray paint to use on sheets to identify needs (Example: NEED DOCTOR, PGE, SEND MEDIC, ETC.)
- Water - 25 gallons

### TEACHER EMERGENCY KITS

Teacher Emergency Kits are located in each classroom. It is recommended they contain at least the following:

- Class lists (updated by the teacher as necessary) with a place for parent signatures when releasing students and to assist in the taking of roll.
- Student Accountability Forms
- List of Special Needs students
- Disaster Emergency Cards (one for each student)
- Simple first aid supplies
- Orange/ ID arm band and name card with teacher's name to be worn by the teacher
- Copy of the Campus Response Plan and the District Disaster Plan (Cliff Notes/Summary of plan)
- Water-10 gallons

- Flashlight
- Work gloves
- 40 Plastic garbage bags to be used as rain gear
- Clip board
- Pens/pencils/permanent markers (at least one permanent marker to use for triaging student emergency needs)
- Pad of paper

Each employee should have a personal survival kit available at all times containing prescription medicines, extra eye glasses, change of clothes, toiletries, comfortable shoes, jacket and other necessary items.

#### FIRST AID KITS

School First Aid Kits are recommended to contain at least the following items:

- First aid manual
- 3 triangular bandages
- 6 stretch gauze bandages
- 2 instant ice packs
- 1 after-burn treatment spray
- 2 packages long bandages
- 30 boxes sterile pads for small wounds (120 pads)
- 2 bottles liquid soap
- 6 bottles aspirin
- Hydrogen peroxide
- Paper towels
- Felt pens to identify injured children sent elsewhere for treatment. Write name on child's arm; non-water soluble
- Sheets
- Needle nose pliers for removal of glass
- 6 sanitary napkins (for severe bleeding)
- A zip lock bag containing:
  - 1 tube medicated ointment
  - 5 smelling salts (ammonia inhalant)
  - 2 rolls tape
  - Tweezers
  - Scissors

#### TOOL KIT(S)

The school Tool Kit(s) is recommended to contain at least the following items:

- Work gloves
- Goggles
- Flashlight (batteries in package)
- Lantern (batteries in box)
- Duct tape
- Masking tape
- Utility knives
- Hammer
- Blade screwdrivers (small, medium, large)
- Crowbar (a longer crowbar is stored in custodian's office)
- Waterproof matches
- Rope
- Nails
- Sheets (to signal for help)
- Spray paint (to use on sheets to identify needs)
- Radio

- Large shovel located in custodian’s office

**LIST OF STAFF WITH SPECIAL SKILLS**

Each Central School Emergency Kit and each Teacher Emergency Kit will also contain a list of school staff members with specialized emergency skills. These include, but are not limited to:

- Medical or first aid experience
- Search and rescue experience
- Fire-fighting, chemical spill containment experience
- Communications equipment experience (indicate type)
- Emergency vehicle (indicate type)
- Foreign Language knowledge

## Site Emergency Preparedness Plan

### Safety Plan Timeline and Checklist

The timeline and checklist will assist in addressing mandates and determining that the Incident Command System portion of your comprehensive safety plan is in place and functional.

<b>2022-2023 MDUSD ANNUAL SAFETY PLAN TIMELINE</b>		
<b>MONTH</b>	<b>ACTIVITY</b>	<b>PERSON(S) RESPONSIBLE/DATE</b>
August	Facility Hazard Assessment Update School Map(s) Inventory and Replace Supplies Update Staff Roster and Buddy Lists Update Incident Command System (ICS) Assignments and Procedures Staff Review of Safety Plan Mandates <sup>1</sup> Calendar all Safety Drills Student Instruction on Safety Drills First Fire Drill within 10 days of start of school Parent Advisement Re: Plan	Principal/Office Manager/Teachers August 8, 2022
August/September	Staff Review of ICS Procedures Staff Review of Safety Drill Procedures First Aid Review Conduct Survey of Staff Skills Survey Parents for Emergency Volunteers Update List of Resources	Principal August 8, 2022
August - June	<ul style="list-style-type: none"> <li>* <b>Fire Alarm (EC 32001):</b> All principals shall cause the fire alarm to be sounded at least once every month</li> <li>* <b>Fire Drills (Title 5 TS 550, EC 32001):</b> Elementary and Middle - at least once a month High schools - at least once per semester. Fire Alarm to be sounded in months without a drill</li> <li>* <b>Intruder Drills:</b> all levels at least once per semester</li> <li>* <b>Earthquake Drills (E.C. 35297):</b> Elementary and Middle - once per quarter High schools - once per semester</li> <li>* <b>Shelter in Place Drills:</b> at least once a year (Typically part of county-wide drill first Wednesday of November)</li> </ul>	Principal/First Month of school/Ongoing
November	Shelter-in-Place	November 9, 2022
January - February	Assessment of Crime Related Data by Staff, Students, SSC, Parents Safety Plan Goals Reviewed/Updated Updated Safety Plan Approved by SSC	Principal/SSC February 15, 2023

## Emergency Alarm and Drill Log AR 3516.1

School Year 2022-2023

School: Fair Oaks Elementary School

Principal: Carolyn Hull

Type	Month	Day	Time of Day	Comments (Include length of fire drills)
Fire Drill	August	19	10:30am	3:22
Fire Drill	September	27	10:30am	3:42
Earthquake Drill	October	28	10:30am	2:00
Fire Drill	October	28	10:30am	3:57
Intruder Alert Drill	November	4	10:30am	2:38
Shelter-in-Place Drill	November	9	10:30am	2:41
Fire Drill	November	18	10:30am	2:33
Fire Alarm Testing	December	27	9:00am	Alarm sounded
Earthquake Drill	January	13	8:20am	1:00
Fire Drill	January	13	8:21am	2:09
Fire Drill	February	10	10:30am	3:02
Earthquake Drill	March	17	10:30am	Scheduled
Fire Drill	March	17	10:32am	Scheduled
Intruder Alert Drill	March	31	10:30am	Scheduled
Fire Drill	April	21	10:30am	Scheduled
Earthquake Drill	May	19	10:30am	Scheduled
Fire Drill	May	19	10:32am	Scheduled
Fire Drill	June	16	10:30am	Scheduled

- \* **Fire Alarm Testing:** All principals shall cause the fire alarm to be sounded at least once every month
- \* **Fire Drills (Title 5 TS 550, EC 32001):**  
Elementary and Middle - at least once a month  
High schools - at least once per semester. Fire Alarm to be sounded in months without a drill
- \* **Intruder Drills:** all levels at least once per semester
- \* **Earthquake Drills (E.C. 35297):**  
Elementary and Middle - once per quarter  
High schools - once per semester
- \* **Shelter-in-Place:** at least once a year (Typically part of county-wide drill first Wednesday of November)

The Fire Marshall requires that a fire drill log be maintained at the school site for two years and presented during an inspection or by request of the Fire Department.

See Appendix A





## Emergency Contact Numbers

### Utilities, Responders and Communication Resources

Type	Vendor	Number	Comments
Local Hospitals	John Muir-Concord Emergency	674 2333	2540 East Street Concord CA 94520
Local Hospitals	John Muir-Walnut Creek Emergency	939 5800	1601 Ygnacio Valley Rd Walnut Creek CA 94598
Law Enforcement/Fire/Param edic	Clayton Police	673 7350	6000 Heritage Trail Clayton CA 94517
Law Enforcement/Fire/Param edic	Concord Police	671 3200	1350 Galindo St Concord CA 94520
Law Enforcement/Fire/Param edic	Martinez Police	372 3400	525 Henrietta St Martinez CA 94553
Law Enforcement/Fire/Param edic	Pleasant Hill Police	288 4600	330 Civic Drive Pleasant Hill CA 94523
Law Enforcement/Fire/Param edic	Walnut Creek Police	943 5844	1666 North Main St Walnut Creek CA 94596
Law Enforcement/Fire/Param edic	Contra Costa Sheriff's Department	335 1500	561 Pine St #7 Martinez CA 94553
Public Utilities	PG&E Emergency	1-800-743-5000	If you smell natural gas, see downed power lines, or suspect another emergency situation, leave the area immediately and then call 9-1-1 or PG&E at 1-800-743-5000. Consult PG&E website for grid of outages: <a href="http://www.pge.com">www.pge.com</a>
Public Utilities	Contra Costa Water Emergency	M-F 688 8095	Before and after hours and weekend emergencies, call 688 8374
American National Red Cross	Bay Area Red Cross Disaster Relief	(415) 427 8000	1663 Market St San Francisco CA 94103
School District	MDUSD	682 8000	
Other	US Federal Aviation Administration	(650) 876 2883	603 S.F. International Airport San Francisco, CA 94128

## **Campus Disturbances and Disruptions BP/AR 5131.4; BP/AR 3515.2**

MDUSD AR 5131.4

Campus Disturbances

Campus Disturbance Plan.

Fair Oaks School is prepared to follow MDUSD policies and procedures BP 5131.5 and 3515.2 to in order to maintain the safety of all persons on school grounds during any such disturbance. The following procedure is our Intruder Alert, which will guide our actions during any such lockdown event:

“Staff, I need you to initiate lockdown procedures immediately. Remain in lockdown until further notice.”

- Remain calm and lock your door.
- Pull in as many loose students as you can while locking your door.
- Practice with students that they should go to the closest classrooms or the office to take shelter if they have gone to the bathroom, etc.
- At recess or lunch students should report to their own classrooms as quickly as possible,
- or move quickly into Room 19, 20, 21, 22, 23, or 24.
- Close windows and curtains or blinds.
- Shut off all lights in the classroom.
- Turn off all electrical equipment - TV's, etc. Leave on only one computer so the office can communicate with you vis email.
- Move children to the floor in the darkest, safest part of the room (this may be under desks) away from doors and windows.
- Take roll.
- The office will call each room and account for students. (Do not attempt to contact the office unless you witnessed the incident or the suspect.)
- Do not allow anyone to leave the classroom and do not let anyone in. Use emergency food and toilet facilities stored in the room, if necessary.
- Do not open doors/windows until the “All Clear”.
- Release from drill will be the “All Clear” announcement or the door will be unlocked by a police officer.

See Appendix A

## **Access to School Campus by Visitors BP/AR 1250**

MDUSD BP 1250

Visitors/Outsiders

### Visitor Registration Procedure:

The Fair Oaks School Visitor Registration procedure is intended to be in alignment with MDUSD Board Policy 1250.

The Fair Oaks Visitor Registration Procedure: Parent participation is very important in all phases of the program at Fair Oaks Elementary. Parents may visit classrooms by stopping in at the office, signing in, and obtaining a "Visitor" badge.

Visitors from other MDUSD departments also must come to the Office to sign in, as are contractors and other service providers. The exception to this rule is to food service delivery drivers who are dropping off supplies to the cafeteria.

Parents who wish to be classroom helpers, go on field trips, or to otherwise work closely with children on a regular basis need to be registered as "Volunteers" with MDUSD. This requires fingerprinting by MDUSD and having a valid tuberculosis clearance. Interested parents should contact the child's teacher or the school office. Volunteers and all other campus visitors must sign in to the Main Office as described above.

See Appendix A

## **Procedures for Safe Ingress and Egress of Pupils, Parents, and Staff AR 0450**

Describe the procedures for safe passage when students and adults are entering and leaving school grounds. Identify your site's access points. Describe the utilization of campus supervisors, security personnel, and security equipment. Students come to school by car, bus, foot, and bike. Many students and parents enter campus by foot or bike down the "Iron Horse" Trail that runs between Monument Blvd. and Lisa Lane. Vehicles can enter the campus down Lisa Lane or through the back gate at the end of Hampton Drive. Most vehicles proceed to the front of the school or "traffic circle", some stop to the south of the MU and drop or pick up students in designated areas. Most students are dropped off and picked up in the traffic circle in front of the Cafeteria. Students who walk to school over the RR Bridge and down the "Iron Horse" Trail occasionally face challenging situations encountering homeless or other wise "threatening" people. The community knows that they should immediately report any situations like this to the school and staff will call the PHPD and/or the East Bay Regional Parks District for action.

When students arrive on campus at the start of the school day, they go directly to the cafeteria where they are supervised by staff from 7:30 until line-up time at the first bell, 7:55. Teachers meet their classes at their assigned line-up spot on the playground and walk the students to class. If it is raining, students are picked up directly from the Cafeteria by their first period teacher. Kindergarten students are the only grade taken directly to and picked up at their classrooms by their parents or caregivers.

Students are supervised throughout the school day. Teachers are on duty before school, during the morning recesses and after school. Breakfast and noon supervision are provided by the noon supervisors, teachers, and administration.

At dismissal, students are dismissed from their classrooms directly according to the family's preference. Students either attend the After School Program or go home at dismissal time. Parents must sign students out from the After School Program. Any student who is picked up or needs to leave campus prior to dismissal must be signed out by the parent or authorized adult in the Office.

Traffic in the circle and student pick up at dismissal time is supervised by two teachers who insure pedestrian safety and smooth traffic flow. Traffic in the circle is one way and students can only be picked up from the curb, not in the middle of the Fire Lane. There is no parking in the Circle and students wait until their car pulls up to the front of the line to pick them up under teacher direction. There is a "blue" Disabled parking spot in the circle and two additional "blue" spots right at the edge of the circle.

See Appendix A

## **Students with Disabilities**

If you have not described them elsewhere in your safety plan, include adaptations for students with disabilities in accordance with the federal Americans with Disabilities Act of 1990 (42 U.S.C. SEC §. 12101 et seq.) for disaster procedures, routine and emergency.

Fair Oaks School's Safety Plan is intended to include adaptations for students with disabilities in accordance with the federal Americans with Disabilities Act of 1990 (42 U.S.C. SEC §. 12101 et seq.) for disaster procedures, routine and emergency. In particular, any incident involving evacuation students with disabilities shall be the specific responsibility of the teachers of the Special Day Classes and the Resource Program and their assistants. Those staff members shall not be assigned to school wide disaster duty or roles unless absolutely necessary. In addition, neighboring teachers shall provide additional evacuation support as necessary to any students with disabilities who are in classes within their "wing".

# Fair Oaks Elementary School Incident Command Structure

**Incident Commander**  
Carolyn Hull  
Provides overall direction of response at school site; determines level of staffing; communicates with local public safety and District EOC

**Public Information Officer**  
Stephanie Walsh  
Media liaison, official spokesperson for school; coordinates information for parent community

**Disaster Response Officer**  
Kaija Cook  
Ensures activities are conducted in safe manner, assures safety of personnel (staff, students, volunteers and responders)>

**Agency Liaison**  
Stephanie Walsh  
Assists in establishing and coordinating outside agencies that provide services or resources (E.G. Red Cross)

**Operations**  
Kristen Thompson  
Supports on-scene response at school site; develops Incident Action Plan with Incident Commander, coordinates After Action Report with section chiefs

**Planning**  
Julie Romero  
Collects, evaluates and documents information about incident, including status of students staff and facilities, coordinates demobilization of ICS response

**Logistics**  
Suzanna Arredondo  
Provides services, personnel and supplies in support of incident response.

**Finance/Administration**  
Stephanie Walsh  
Provides financial tracking, procurement and cost accounting of incident response, administers incident-related compensation and claims

**Search and Recovery**  
Richard Enriquez  
Searches facility for injured and missing students and staff; conducts initial damage assessment; provides light fire suppression

**First Aid**  
Jennifer Hernandez  
Provides triage and medical care; establishes morgue, if needed.

**Situation**  
Carolyn Hull  
Processes and organizes all incident information, including staff student and facility status, maintains ICS status boards and school site map

**Food and Supplies**  
Kelly Wagner  
Assesses supply resources at site, including food and water, procures supplies and provides personnel, as requested, including volunteers.

**Time**  
Stephanie Walsh  
Maintains incident time logs for all personnel.

**Security/Traffic**  
Kaija Cook/Nancy Yee  
Coordinates security needs; establishes traffic and crowd control; restores utilities; secures perimeter and isolates ire/HazMat

**Assembly/Shelter and Care**  
Bonnie Shea/Magic Jaquez/ Millard Canceran  
Provides accounting and long-term care for all students until reunited with parents caretakers; manages food and sanitation needs of students.

**Documentation**  
Stephanie Walsh  
Collects and archives all incident documents

**Transportation**  
Suzanna Arredondo  
Arranges transportation for staff, students and supplies.

**Procurement**  
Stephanie Walsh  
Tracks and maintains complete records of site expenditures and purchases made by Logistics; manages vendor contracts

**Crisis Intervention**  
Nicole Galvan-Goble/Natasha Exner  
Provides onsite counseling and intervention; determines need for outside mental health support

**Student Release**  
Kristen Thompson/Suzanna Arredondo/Julie Romero/MiSung Kim/Tina Sappal  
Provides for systematic and efficient reunification of student with parents/caretakers; maintains records of student release

**Resources/Staffing**  
Jamie Bohannon  
Tracks equipment and personnel assigned to the incident, checks in all resources (incoming equipment, personnel and volunteers).

**Facilities**  
Head Custodian/Night Custodian  
Coordinates site repairs and use of school facilities; arranges for debris removal

**Cost**  
Stephanie Walsh  
Provides cost estimates, analysis and recommendations for cost savings

**Demobilization**  
Jamie Bohannon  
Coordinates orderly and safe release of assigned resources and deactivation of incident response at the site

**Communications/IT**  
Suzanna Arredondo  
Maintains all communication equipment, including radios; provides services to support information technology functions.

**Compensation/Claims**  
Stephanie Walsh  
Processes compensation/injury claims related to incident

This section removed from posted plan for security purposes. If you wish to see the full plan, contact the school principal for an appointment.

This section removed from posted plan for security purposes. If you wish to see the full plan, contact the school principal for an appointment.

## Maps

Insert labeled site maps that contain the following information:

### 1. Ingress and egress patterns.

This section removed from posted plan for security purposes. If you wish to see the full plan, contact the school principal for an appointment.

### 2. Evacuation routes.



This section removed from posted plan for security purposes. If you wish to see the full plan, contact the school principal for an appointment.

3. Incident Command System locations: command post, morgue, first aid center, evacuation assembly area, student release area, media area.

This section removed from posted plan for security purposes. If you wish to see the full plan, contact the school principal for an appointment.

4. Emergency and first aid supply locations, and school tool kit(s) locations.

This section removed from posted plan for security purposes. If you wish to see the full plan, contact the school principal for an appointment.

5. Location of AEDs.

This section removed from posted plan for security purposes. If you wish to see the full plan, contact the school principal for an appointment.

6. Locations of utility lines and shut off valves.

This section removed from posted plan for security purposes. If you wish to see the full plan, contact the school principal for an appointment.

## Appendix A: Active Shooter Event Quick Reference Guide

### When law enforcement arrives:

- Remain calm and follow instructions
- Drop items in your hands (e.g., bags, jackets)
- Raise hands and spread fingers
- Keep hands visible at all times
- Avoid quick movements toward officers, such as holding on to them for safety
- Avoid pointing, screaming or yelling
- Do not ask questions when evacuating

### Information to provide to 911 operations:

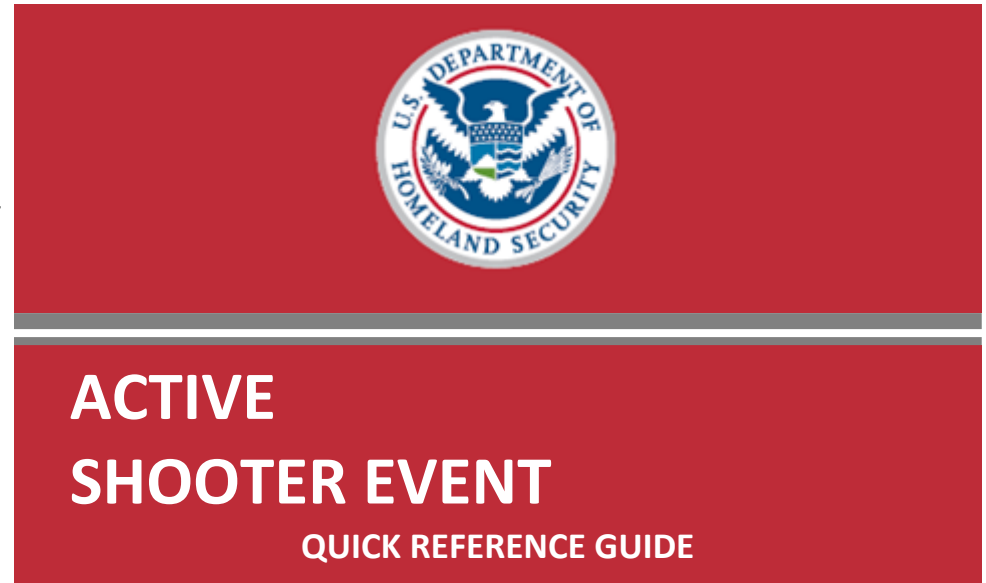
- Location of the active shooter
- Number of shooters
- Physical description of shooters
- Number and type of weapons shooter has
- Number of potential victims at location

### For questions or additional assistance contact:

Your local law enforcement authorities or FBI Field office:



Department of Homeland Security  
3801 Nebraska Ave, NW  
Washington, DC 20528



An “active shooter” is an individual who is engaged in killing or attempting to kill people in a confined and populated area; in most cases, active shooters use firearms(s) and there is no pattern or method to their selection of victims.

- Victims are selected at random
- Event is unpredictable and evolves quickly
- Knowing what to do can save lives

## ACTIVE SHOOTER EVENTS

When an Active Shooter is in your vicinity, you must be prepared both mentally and physically to deal with the situation.



### You have three options:

- Have an escape route and plan in mind
- Leave your belongings behind
- Evacuate regardless of whether others agree to follow
- Help others escape, if possible
- Do not attempt to move the wounded
- Prevent others from entering an area where the active shooter may be
- Keep your hands visible
- Call 911 when you are safe
  
- Hide in an area out of the shooter's view
- Lock door or block entry to your hiding place
- Silence your cell phone (including vibrate mode) and remain quiet

- Fight as a last resort and only when your life is in imminent danger
- Attempt to incapacitate the shooter
- Act with as much physical aggression as possible
- Improvise weapons or throw items at the active shooter
- Commit to your actions . . . your life depends on it

The first officers to arrive on scene will not stop to help the injured. Expect rescue teams to follow initial officers. These rescue teams will treat and remove injured.

Once you have reached a safe location, you will likely be held in that area by law enforcement until the situation is under control, and all witnesses have been identified and questioned. Do not leave the area until law enforcement authorities have instructed you to do so.

# EASY AS ABC

## THREE STEPS TO PROTECT YOUR CHILD DURING EMERGENCIES IN THE SCHOOL DAY



**ASK** how you would be reunited with your child in an emergency or evacuation



**BRING** extra medications, special food, or supplies your child would need if you were separated overnight



**COMPLETE** a backpack card and tuck one in your child's backpack and your wallet







## ASK how you would be reunited with your child in an emergency or evacuation

**How would you find your child if an emergency happened during the school day?**

If students had to evacuate, where should parents/guardians go for pick up?

To the Playground behind the Multi-Use Room

How would the school notify you in the event of emergency?

Emergency Notification through the Parent Square app





**BRING extra medications, special food, or supplies your child would need if you were separated overnight**

**An emergency might require a sudden sleepover. Tell school administrators about any extra supplies your child may need to safely make it through a night away from home.**

What essential supplies would your child need if separated from you overnight? (Medications? Inhaler? Milk? Diapers? Battery pack for special equipment?)

The school has basic supplies. If your child needs medicine or other critical items from home an extra should be provided to the school.

Does the school have an emergency stockpile of these items? **Yes NoX**

If your child has special medications, can extras be kept at the school? **YesX No**

What is the school policy for how and when medicine can be administered to your child?

School Staff are not allowed to administer medication. Students need to self medicate or in certain cases be administered medication by a qualified Nurse.



## COMPLETE a backpack card and tuck one in your child's backpack and your wallet

**Emergencies are chaotic! Make sure your child or their school knows how to reach you, and who should be called if your phone isn't working.**

Complete an emergency contact card to make sure you and your child know how to get in touch quickly.

Cut Here

Fold Here

### BACKPACK EMERGENCY CARD

Child's Name:  
Date of Birth:  
Home Phone: Cell Phone:  
School Name: Fair Oaks Elementary School  
School Phone Number: (925) 685-4494  
Special needs, medical conditions, allergies, important information:

**DIAL 911 FOR EMERGENCIES**

### Parent/Guardian/Caregiver

Name: E-mail:  
Cell Phone: Alternative Phone:  
Text Okay: Yes No Employer:  
Name: E-mail:  
Cell Phone: Alternative Phone:  
Text Okay: Yes No Employer:

### Out of Town Contact

Name: E-mail:  
Cell Phone: Alternative Phone:

**DIAL 911 FOR EMERGENCIES**

For more information on steps you can take now to protect children during emergencies and disasters visit: [emergency.cdc.gov/children](http://emergency.cdc.gov/children)

## **Appendix C: Board Policies and Administrative Rules**

The Mt. Diablo Unified School District Board Policies and Administrative Regulations listed below can be found on our district website [www.mdusd.org](http://www.mdusd.org) under the tab "Board of Education."

### **Policies in Numerical Order**

Community Relations BP 1112 (Emergency Communications)  
Campus Security AR 3515  
Emergency and Disaster Preparedness BP/AR 3516  
Fire Drills and Fires AR 3516.1  
Bomb Threats AR 3516.2  
Earthquake Emergency Procedure System AR 3516.3  
Sexual Harassment Personnel BP/AR 4119.11  
Employee Security BP/AR 4258 Workplace Violence Prevention and Reporting (Procedures to Notify Teachers of Dangerous Pupils)  
Employee Security BP/AR 4358 Workplace Violence Prevention and Reporting  
Conduct (Students) BP 5131  
Bullying BP 5131.2  
Dress and Grooming BP/AR 5132  
Child Abuse Reporting Procedures BP/AR 5141.4  
Child Abuse Prevention BP 5141.41  
Discipline BP 5144  
Suspension and Expulsion/Due Process BP/AR 5144.1  
Suspension and Expulsion/Due Process (Students with Disabilities) AR 5144.2  
Nondiscrimination / Harassment and Transgender Policy BP/AR 5145.3  
Student Conduct and Discipline: Anti-Bullying BP/AR 5145.4  
Sexual Harassment Students BP/AR 5145.7  
Hate Motivated Behavior BP 5145.9

### **Policies in Alphabetical Order**

Bomb Threats AR 3516.2  
Bullying BP 5132.2  
Campus Security AR 3515  
Child Abuse Prevention BP 5141.41  
Child Abuse Reporting Procedures BP/AR 5141.4  
Community Relations BP 1112 (Emergency Communications)  
Comprehensive Safety Plan BP/AR 0450 (Public Agency Use of School Buildings for Emergency Shelter)  
Conduct (Students) BP 5131  
Discipline BP 5144  
Dress and Grooming BP/AR 5132  
Earthquake Emergency Procedure System AR 3516.3  
Emergency and Disaster Preparedness BP/AR 3516  
Employee Security - Workplace Violence Prevention and Reporting BP 4358  
Employee Security- Workplace Violence Prevention and Reporting (Procedures to Notify Teachers of Dangerous Pupils) BP/AR 4258  
Fire Drills and Fires AR 3516.1  
Hate Motivated Behavior BP 5145.9  
Nondiscrimination / Harassment and Transgender Policy BP/AR 5145.3  
Sexual Harassment Personnel BP/AR 4119.11  
Sexual Harassment Students BP/AR 5145.7  
Student Conduct and Discipline: Anti-Bullying BP/AR 5145.4  
Suspension and Expulsion/Due Process (Students with Disabilities) AR 5144.2  
Suspension and Expulsion/Due Process BP/AR 5144.1

**Appendix D: Notice of Public Hearing Letter**

**Mayor:**



# Fair Oaks Elementary School

2400 Lisa Lane  
Pleasant Hill, CA 94523



Dear Major Michael G. Harris:

Each year California public schools are required to prepare and/or update a Comprehensive School Site Safety Plan per California Education Code Section 32286. The Comprehensive School Safety Plan shall include, but is not limited to, the following:

- Assessment of school crimes committed on school campuses and school related activities;
- Identification of appropriate strategies and programs that will ensure a high level of school safety;
- Child Abuse reporting procedures;
- Disaster procedures;
- Policies that lead to student suspension and/or expulsion;
- Procedures to notify teachers of dangerous students;
- Discrimination and Harassment policies;
- Provisions of a school-wide dress code that prohibits pupils from wearing gang related apparel;
- Procedures for safe ingress and egress of pupils;
- Assurance of a safe and orderly school environment conducive to learning;
- Rules and procedures regarding school discipline; and
- Hate crime reporting procedures.

Before the Comprehensive School Safety Plan is adopted, the School Site Council or the School Safety Planning Committee shall hold a public meeting at the school site in order to allow members of the community the opportunity to express an opinion about the school's safety plan. The School Site Council or the School Safety Planning Committee shall notify, in writing the following persons or entities, if available, of this public meeting:

- The local mayor
- A representative of the school employee organization(s);
- A representative of each parent organization at the school site, including the parent/teacher association and parent/teacher clubs;
- A representative of the student body government; and
- All persons who have indicated that they want to be invited.

The date of our school's public meeting at which the school safety plan will be adopted, is February 17, 2021. You are encouraged to attend this meeting. The meeting will be an excellent opportunity for you to become familiar with the school's safety plan and to provide input.

Zoom Information:

ID: 81297016947

Passcode: IWZR4XuC

Please contact me at (925) 685-4494 or [hullc@mdusd.org](mailto:hullc@mdusd.org) if you are planning to attend this meeting or if you have questions regarding this matter.

Sincerely,

Carolyn Hull  
Principal, Fair Oaks Elementary School

**MDEA:**



# Fair Oaks Elementary School

2400 Lisa Lane  
Pleasant Hill, CA 94523



Dear Kaija Cook:

Each year California public schools are required to prepare and/or update a Comprehensive School Site Safety Plan per California Education Code Section 32286. The Comprehensive School Safety Plan shall include, but is not limited to, the following:

- Assessment of school crimes committed on school campuses and school related activities;
- Identification of appropriate strategies and programs that will ensure a high level of school safety;
- Child Abuse reporting procedures;
- Disaster procedures;
- Policies that lead to student suspension and/or expulsion;
- Procedures to notify teachers of dangerous students;
- Discrimination and Harassment policies;
- Provisions of a school-wide dress code that prohibits pupils from wearing gang related apparel;
- Procedures for safe ingress and egress of pupils;
- Assurance of a safe and orderly school environment conducive to learning;
- Rules and procedures regarding school discipline; and
- Hate crime reporting procedures.

Before the Comprehensive School Safety Plan is adopted, the School Site Council or the School Safety Planning Committee shall hold a public meeting at the school site in order to allow members of the community the opportunity to express an opinion about the school's safety plan. The School Site Council or the School Safety Planning Committee shall notify, in writing the following persons or entities, if available, of this public meeting:

- The local mayor
- A representative of the school employee organization(s);
- A representative of each parent organization at the school site, including the parent/teacher association and parent/teacher clubs;
- A representative of the student body government; and
- All persons who have indicated that they want to be invited.

The date of our school's public meeting at which the school safety plan will be adopted, is February 17, 2021. You are encouraged to attend this meeting. The meeting will be an excellent opportunity for you to become familiar with the school's safety plan and to provide input.

**Zoom Information:**

ID: 81297016947

Passcode: IWZR4XuC

Please contact me at (925) 685-4494 or hullc@mdusd.org if you are planning to attend this meeting or if you have questions regarding this matter.

Sincerely,

Carolyn Hull

Principal, Fair Oaks Elementary School



**CST:**



# Fair Oaks Elementary School



2400 Lisa Lane  
Pleasant Hill, CA 94523

Dear Nisme Kanan-Rodger:

Each year California public schools are required to prepare and/or update a Comprehensive School Site Safety Plan per California Education Code Section 32286. The Comprehensive School Safety Plan shall include, but is not limited to, the following:

- Assessment of school crimes committed on school campuses and school related activities;
- Identification of appropriate strategies and programs that will ensure a high level of school safety;
- Child Abuse reporting procedures;
- Disaster procedures;
- Policies that lead to student suspension and/or expulsion;
- Procedures to notify teachers of dangerous students;
- Discrimination and Harassment policies;
- Provisions of a school-wide dress code that prohibits pupils from wearing gang related apparel;
- Procedures for safe ingress and egress of pupils;
- Assurance of a safe and orderly school environment conducive to learning;
- Rules and procedures regarding school discipline; and
- Hate crime reporting procedures.

Before the Comprehensive School Safety Plan is adopted, the School Site Council or the School Safety Planning Committee shall hold a public meeting at the school site in order to allow members of the community the opportunity to express an opinion about the school's safety plan. The School Site Council or the School Safety Planning Committee shall notify, in writing the following persons or entities, if available, of this public meeting:

- The local mayor
- A representative of the school employee organization(s);
- A representative of each parent organization at the school site, including the parent/teacher association and parent/teacher clubs;
- A representative of the student body government; and
- All persons who have indicated that they want to be invited.

The date of our school's public meeting at which the school safety plan will be adopted, is February 17, 2021. You are encouraged to attend this meeting. The meeting will be an excellent opportunity for you to become familiar with the school's safety plan and to provide input.

**Zoom Information:**

ID: 81297016947

Passcode: IWZR4XuC

Please contact me at (925) 685-4494 or [hullc@mdusd.org](mailto:hullc@mdusd.org) if you are planning to attend this meeting or if you have questions regarding this matter.

Sincerely,

Carolyn Hull

Principal, Fair Oaks Elementary School

**CSEA:**



# Fair Oaks Elementary School

2400 Lisa Lane  
Pleasant Hill, CA 94523



Dear Mindy Schroeder:

Each year California public schools are required to prepare and/or update a Comprehensive School Site Safety Plan per California Education Code Section 32286. The Comprehensive School Safety Plan shall include, but is not limited to, the following:

- Assessment of school crimes committed on school campuses and school related activities;
- Identification of appropriate strategies and programs that will ensure a high level of school safety;
- Child Abuse reporting procedures;
- Disaster procedures;
- Policies that lead to student suspension and/or expulsion;
- Procedures to notify teachers of dangerous students;
- Discrimination and Harassment policies;
- Provisions of a school-wide dress code that prohibits pupils from wearing gang related apparel;
- Procedures for safe ingress and egress of pupils;
- Assurance of a safe and orderly school environment conducive to learning;
- Rules and procedures regarding school discipline; and
- Hate crime reporting procedures.

Before the Comprehensive School Safety Plan is adopted, the School Site Council or the School Safety Planning Committee shall hold a public meeting at the school site in order to allow members of the community the opportunity to express an opinion about the school's safety plan. The School Site Council or the School Safety Planning Committee shall notify, in writing the following persons or entities, if available, of this public meeting:

- The local mayor
- A representative of the school employee organization(s);
- A representative of each parent organization at the school site, including the parent/teacher association and parent/teacher clubs;
- A representative of the student body government; and
- All persons who have indicated that they want to be invited.

The date of our school's public meeting at which the school safety plan will be adopted, is February 17, 2021. You are encouraged to attend this meeting. The meeting will be an excellent opportunity for you to become familiar with the school's safety plan and to provide input.

Zoom Information:

ID: 81297016947

Passcode: IWZR4XuC

Please contact me at (925) 685-4494 or [hullc@mdusd.org](mailto:hullc@mdusd.org) if you are planning to attend this meeting or if you have questions regarding this matter.

Sincerely,

Carolyn Hull

Principal, Fair Oaks Elementary School

**Teamsters:**



# Fair Oaks Elementary School

2400 Lisa Lane  
Pleasant Hill, CA 94523



Dear Richard Enriquez:

Each year California public schools are required to prepare and/or update a Comprehensive School Site Safety Plan per California Education Code Section 32286. The Comprehensive School Safety Plan shall include, but is not limited to, the following:

- Assessment of school crimes committed on school campuses and school related activities;
- Identification of appropriate strategies and programs that will ensure a high level of school safety;
- Child Abuse reporting procedures;
- Disaster procedures;
- Policies that lead to student suspension and/or expulsion;
- Procedures to notify teachers of dangerous students;
- Discrimination and Harassment policies;
- Provisions of a school-wide dress code that prohibits pupils from wearing gang related apparel;
- Procedures for safe ingress and egress of pupils;
- Assurance of a safe and orderly school environment conducive to learning;
- Rules and procedures regarding school discipline; and
- Hate crime reporting procedures.

Before the Comprehensive School Safety Plan is adopted, the School Site Council or the School Safety Planning Committee shall hold a public meeting at the school site in order to allow members of the community the opportunity to express an opinion about the school's safety plan. The School Site Council or the School Safety Planning Committee shall notify, in writing the following persons or entities, if available, of this public meeting:

- The local mayor
- A representative of the school employee organization(s);
- A representative of each parent organization at the school site, including the parent/teacher association and parent/teacher clubs;
- A representative of the student body government; and
- All persons who have indicated that they want to be invited.

The date of our school's public meeting at which the school safety plan will be adopted, is February 17, 2021. You are encouraged to attend this meeting. The meeting will be an excellent opportunity for you to become familiar with the school's safety plan and to provide input.

Zoom Information:

ID: 81297016947

Passcode: IWZR4XuC

Please contact me at (925) 685-4494 or [hullc@mdusd.org](mailto:hullc@mdusd.org) if you are planning to attend this meeting or if you have questions regarding this matter.

Sincerely,

Carolyn Hull  
Principal, Fair Oaks Elementary School

<b>Parent Club:</b>
<b>Student Government:</b>
<b>Other:</b>



# Fair Oaks Elementary School

2400 Lisa Lane  
Pleasant Hill, CA 94523



Dear Officer Tammy Wooden:

Each year California public schools are required to prepare and/or update a Comprehensive School Site Safety Plan per California Education Code Section 32286. The Comprehensive School Safety Plan shall include, but is not limited to, the following:

- Assessment of school crimes committed on school campuses and school related activities;
- Identification of appropriate strategies and programs that will ensure a high level of school safety;
- Child Abuse reporting procedures;
- Disaster procedures;
- Policies that lead to student suspension and/or expulsion;
- Procedures to notify teachers of dangerous students;
- Discrimination and Harassment policies;
- Provisions of a school-wide dress code that prohibits pupils from wearing gang related apparel;
- Procedures for safe ingress and egress of pupils;
- Assurance of a safe and orderly school environment conducive to learning;
- Rules and procedures regarding school discipline; and
- Hate crime reporting procedures.

Before the Comprehensive School Safety Plan is adopted, the School Site Council or the School Safety Planning Committee shall hold a public meeting at the school site in order to allow members of the community the opportunity to express an opinion about the school's safety plan. The School Site Council or the School Safety Planning Committee shall notify, in writing the following persons or entities, if available, of this public meeting:

- The local mayor
- A representative of the school employee organization(s);
- A representative of each parent organization at the school site, including the parent/teacher association and parent/teacher clubs;
- A representative of the student body government; and
- All persons who have indicated that they want to be invited.

The date of our school's public meeting at which the school safety plan will be adopted, is February 17, 2021. You are encouraged to attend this meeting. The meeting will be an excellent opportunity for you to become familiar with the school's safety plan and to provide input.

Zoom Information:  
ID: 81297016947  
Passcode: IWZR4XuC

Please contact me at (925) 685-4494 or hullc@mdusd.org if you are planning to attend this meeting or if you have questions regarding this matter.

Sincerely,



Carolyn Hull  
Principal, Fair Oaks Elementary School





## Appendix E: Assurances

Directions: Use the mouse to sign your signature in the appropriate areas.

<p>Method for Communicating Plan and Notifying Public: <i>Ed Code 32288</i></p>	<p><b>Date of Public Hearing:</b> February 22, 2023          The School site council or school safety planning committee shall notify, in writing, the following persons and entities, if available, of the public meeting:</p> <ul style="list-style-type: none"> <li>- Local Mayor</li> <li>- Representative of the local school employee organization</li> <li>- A representative of each parent organization at the school site, including parent teacher association and parent teacher clubs</li> <li>- A representative of each teacher organization at the school site</li> <li>- A representative of the student body government</li> <li>- All persons who have indicate they want to be notified</li> </ul>		
	<p>The School site council or school safety planning committee is encouraged to notify, in writing, the following persons and entities, if available, of the public meeting:</p> <ul style="list-style-type: none"> <li>- A representative of the local churches</li> <li>- Local civic leaders</li> <li>- Local business organizations</li> <li>- In order to ensure compliance with this article, each school District or County Office of Education shall annually notify the State Department of Education by October 15 of any schools that have not complied with <i>Ed Code 32281</i></li> </ul>		
<p>Review of Progress for Last Year</p>	<p>SSC Review Date: Feb. 15, 2023</p>		
Category	Name	Signature	Date
<p>Law Enforcement Review</p>	<p>PHPD Officer Brett Botelho #444</p>		<p>Date: 2/17/2022</p>
<p>Site Council Approval</p>	<p>Carolyn Hull, SSC Chair</p>		<p>Date: 2/17/2022</p>