

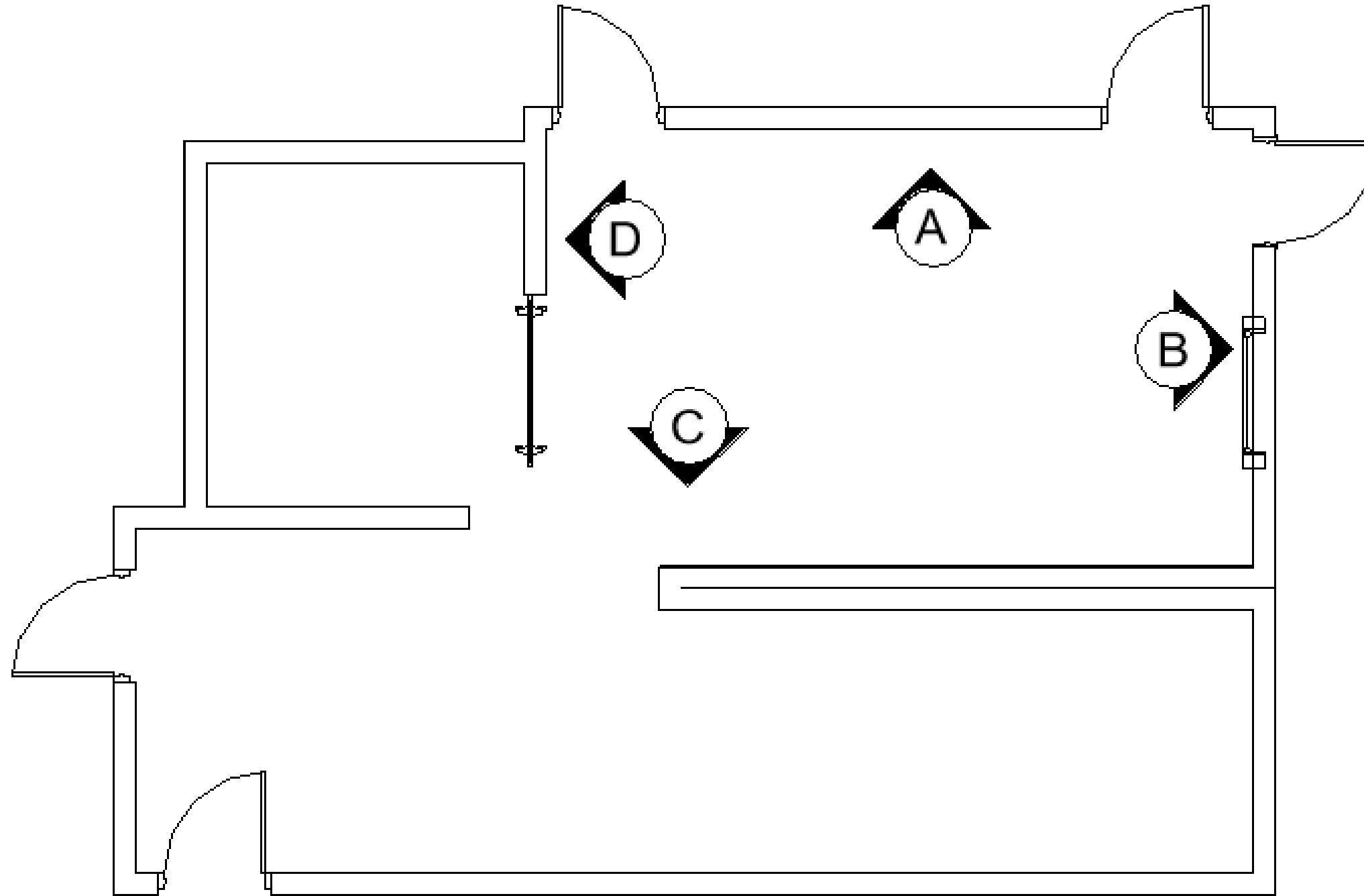
Exclusively For:

**MDUSD - Gregory Gardens
Elementary School**


Dealer is responsible for verifying all dimensions needed for furniture & decor in this book prior to PO.

**VERIFIED MEASUREMENTS
REQUIRED**


Date Measured: _____
Initials: _____



ELEVATION PLAN








A INTERIOR ELEVATION A
GREGORY GARDENS ELEMENTARY SCHOOL

NOTE: School is responsible to remove unwanted wall-hung items prior to installation.





AW2
 Direct print on 3mm White Dibond
 Cut to Shape
 Wall Mounted 2" Silver Standoffs
 Overall Size: 119"W x 24"H

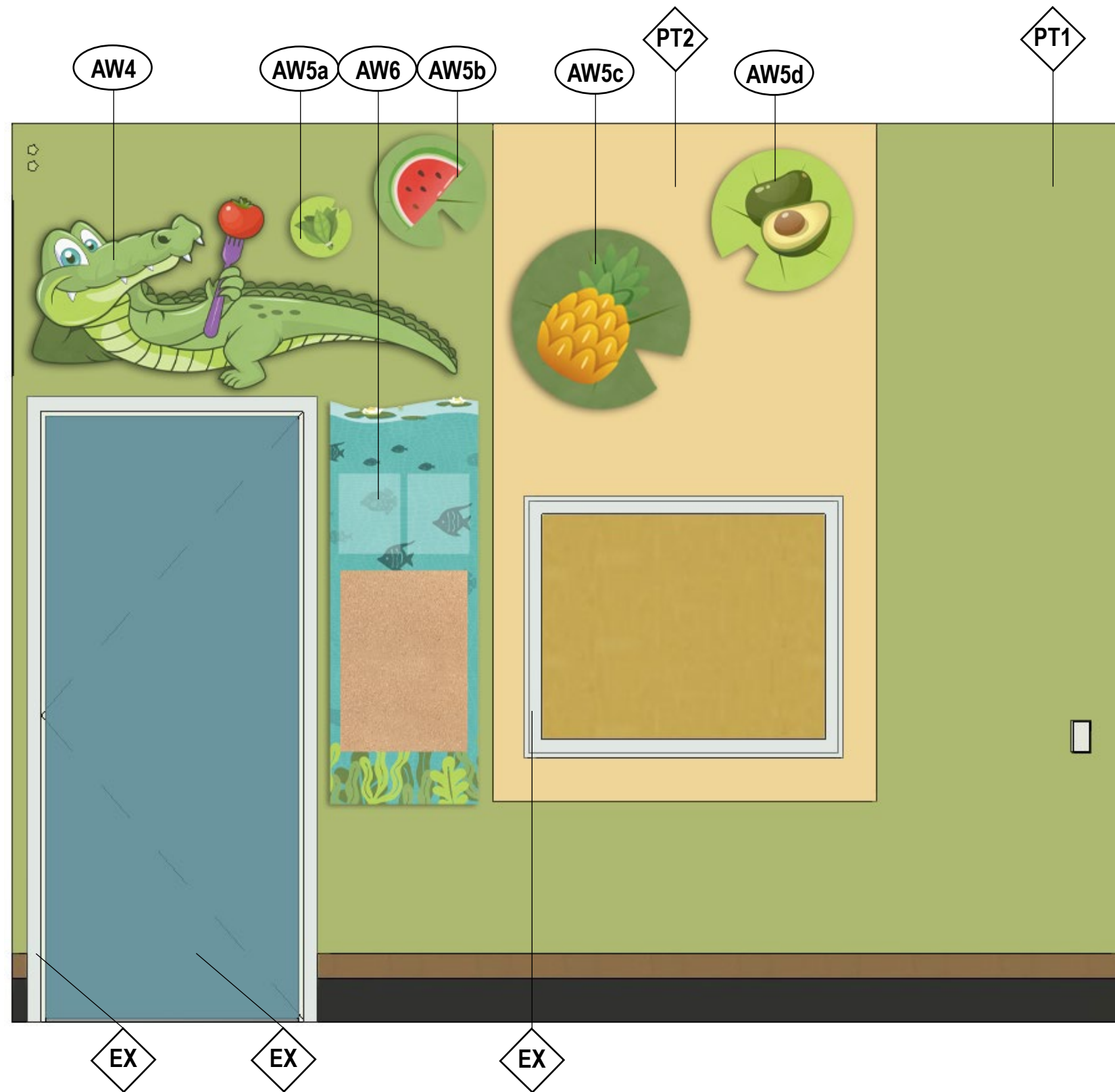


AW3
 Direct print on 3mm White PVC
 Cut to Shape
 Wall Mounted Snap Caps
 Overall Size: 59"W x 24"H




AW1
 Direct print on 3M 480c Roughwall
 Field Cut to Shape as needed
 Adhered to Wall with High Heat
 Overall Size: 159.81"W x 76.5"H





B INTERIOR ELEVATION B
GREGORY GARDENS ELEMENTARY SCHOOL

NOTE: School is responsible to remove unwanted wall-hung items prior to installation.




AW4
 Direct print on 6mm White PVC
 Cut to Shape
 Wall Mounted with Snap Caps
 Overall Size: 52.95"W x 24"H



AW5a
 Size: 10" D



AW5b
 Size: 15" D



AW5c
 Size: 24" D



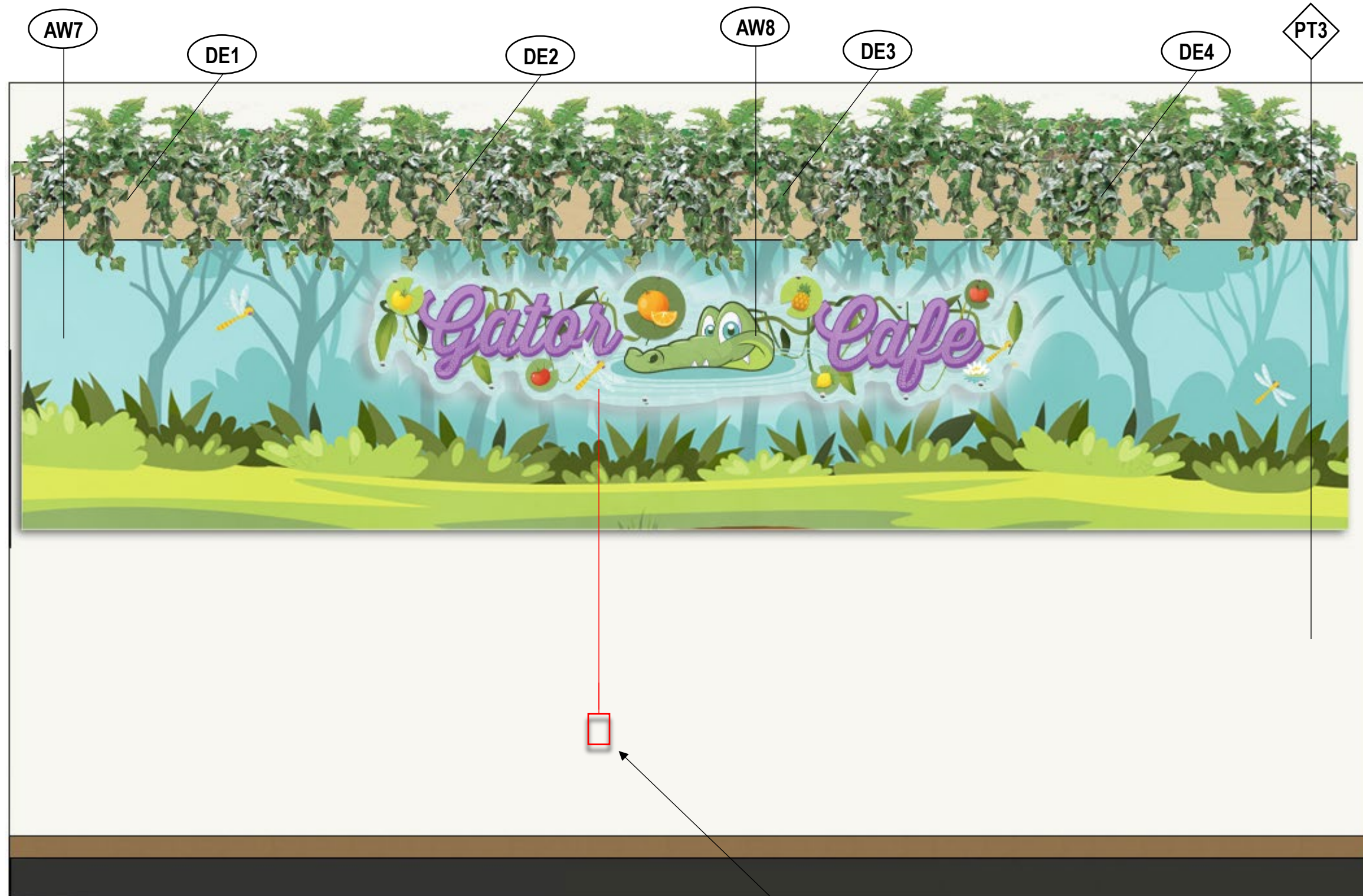
AW5d
 Size: 20" D

AW5a-d
 Direct print on 6mm White Dibond
 Cut to Shape
 Wall Mounted with Snap Caps
 Overall Size: As Listed



AW6
 Direct print on 6mm White PVC
 Cut to Shape & Inserted w/ Cork
 Wall Mounted with Snap Caps, &
 (2) 8.5"W x 11"H Acrylic Sleeves
 Overall Size: 20"W x 55.64"H





C INTERIOR ELEVATION C
GREGORY GARDENS ELEMENTARY SCHOOL

Note: New outlet location suggestion.
LED's must be placed within 4' of a
standard outlet.

NOTE: School is responsible to remove unwanted wall-hung items prior to installation.



AW8

Direct print on 3mm White Dibond
 Cut to Shape
 Wall Mounted 2.5" Silver Standoffs
 UL Certified Red RGB LEDs
 Mounted to Back to Produce Halo Glow
 *Must plug in to standard outlet within 4' of artwork.
 *May require Multiple transformers
 Overall Size: 104.39"W x 23.5"H

AW7

Direct print on 6mm White PVC
 Mounted over Existing Lattice with Snap Caps
 Overall Size: 201.13"W x 52.25"H



DE1 – DE4


Laminated Wood Planter Box with
 WA Beigewood (7850-60)
 Mounted over AW7
 With Faux Plants Inside

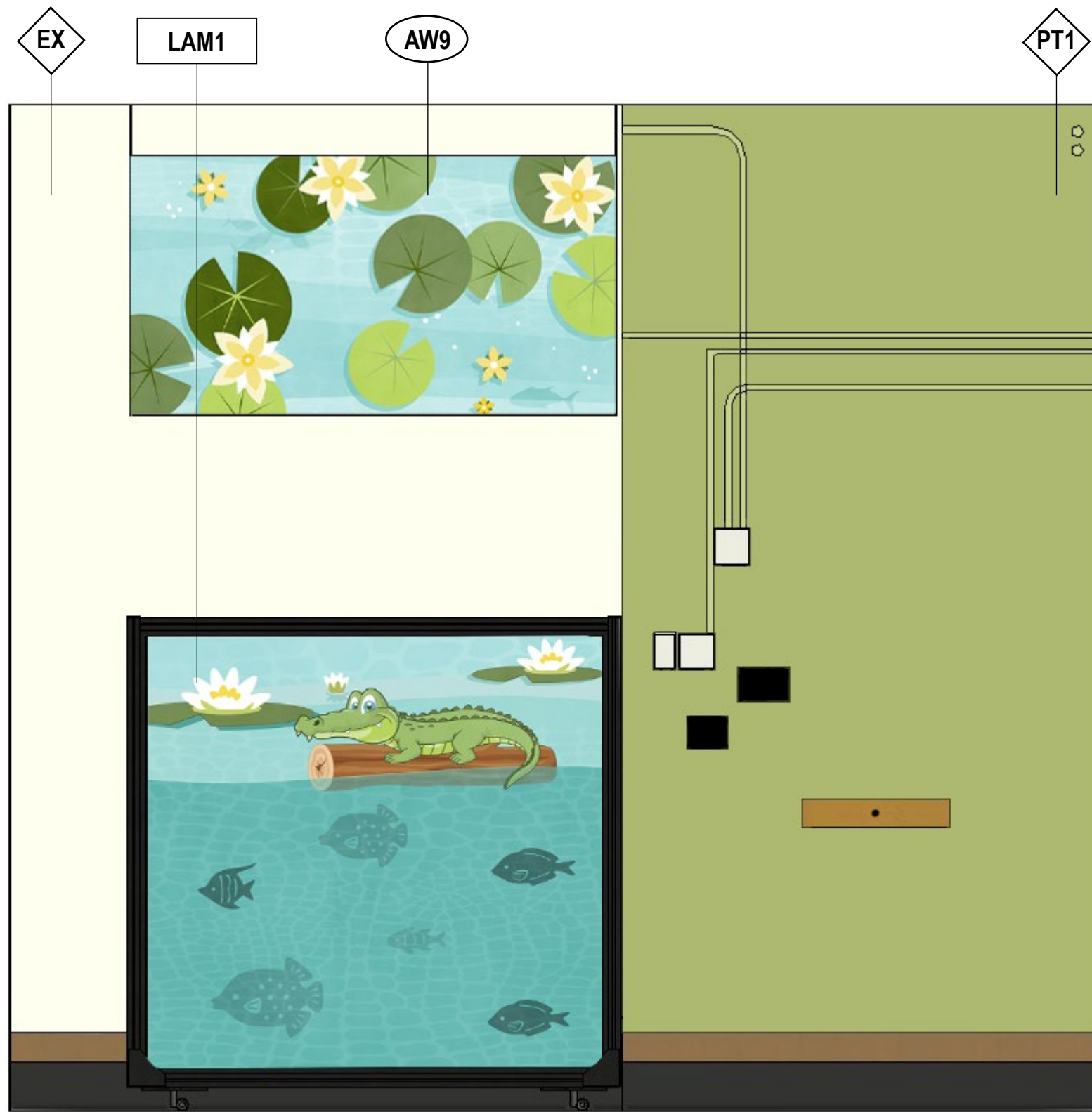
Planter Box A Size: 50.29"W x 10"H x 6"D
 Planter Box B Size: 50.29"W x 10"H x 6"D
 Planter Box C Size: 50.29"W x 10"H x 6"D
 Planter Box D Size: 50.29"W x 10"H x 6"D



PLANT A

12" Fire-retardant ThermaLeaf Material
 Artificial Trailing Ivy Hanging Plant
 Commercial Silk
 Overall Qty: 8 (two per planter)






D INTERIOR ELEVATION D
GREGORY GARDENS ELEMENTARY SCHOOL

NOTE: School is responsible to remove unwanted wall-hung items prior to installation.



AW9
 Direct Print on 13mm Gatorplast
 Ceiling hung with Silver Aircraft Cables
 *Back to be blank
 Overall Size: 59"W x 47"H
 (85"AFF)




AW10
 Direct Print on 3M Smoothwall
 Adhered to Go Panel with High Heat
 Overall Size: 60"W x 60"H

GO PANEL – 60"W x 60"H
 Laminate: Printed Graphic (AW10)
 Edge: Black
 Locking Casters
 Qty: 1



RECOMMENDED SERVING LINE MATERIALS

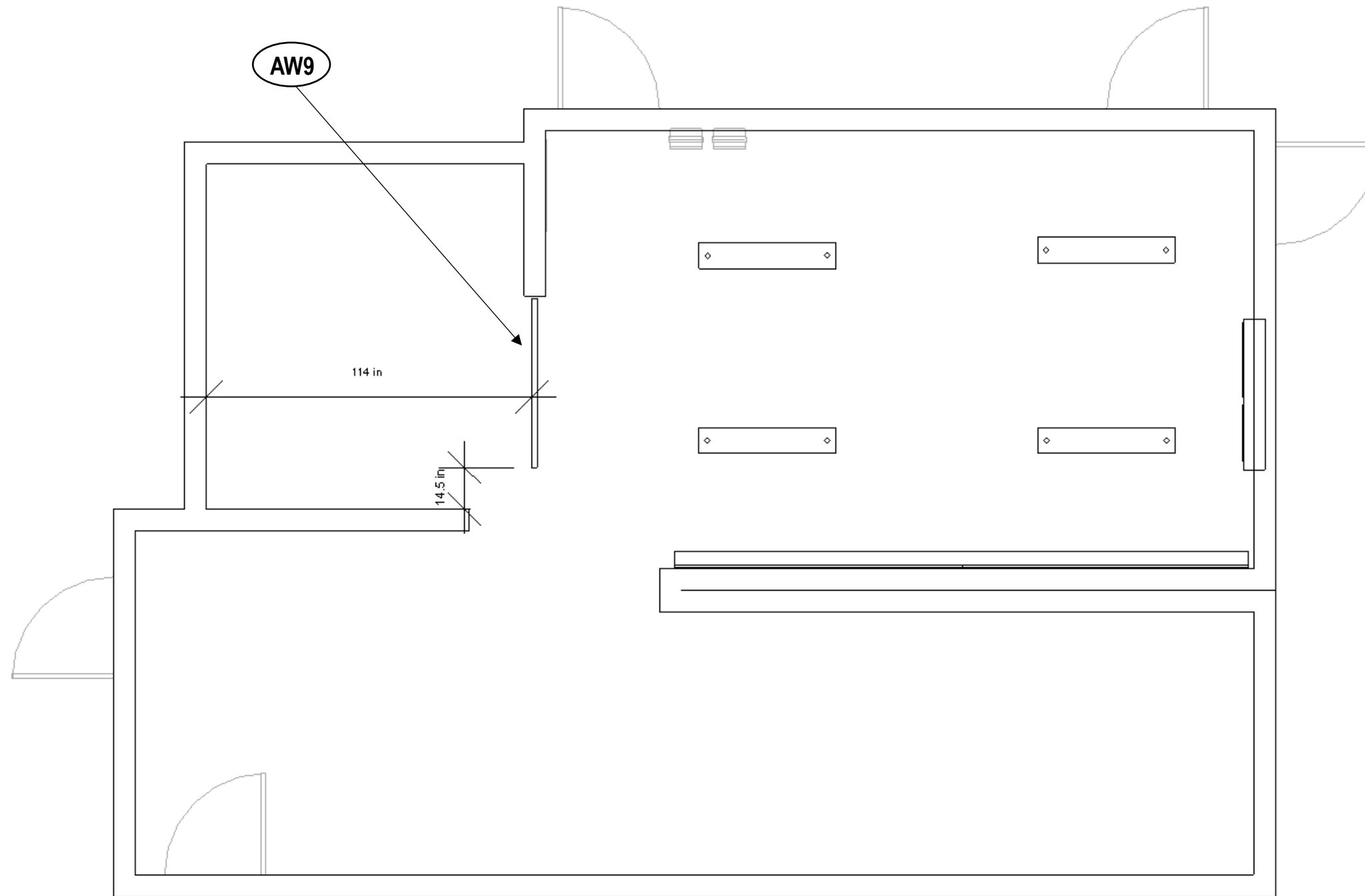


SOLID SURFACE #1
WA Ice Statuario
9912SS




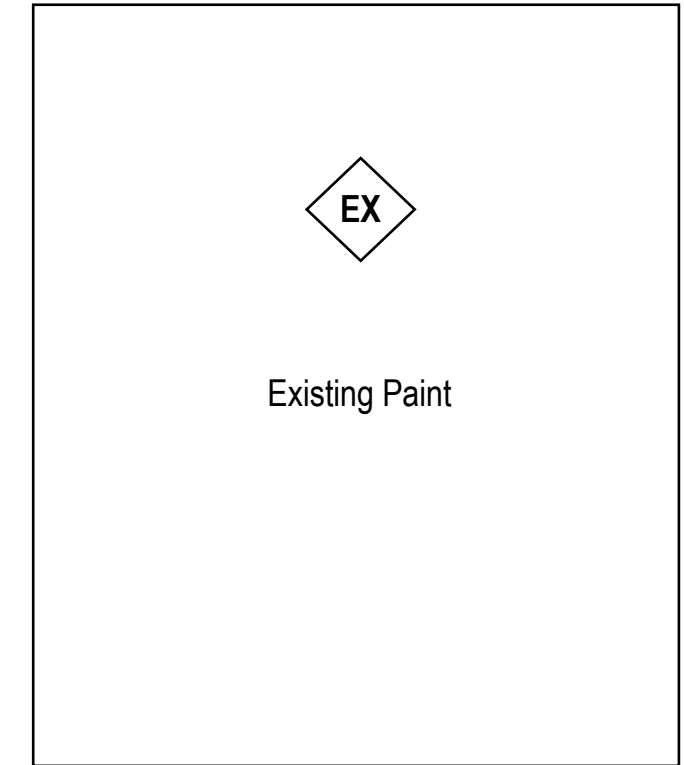
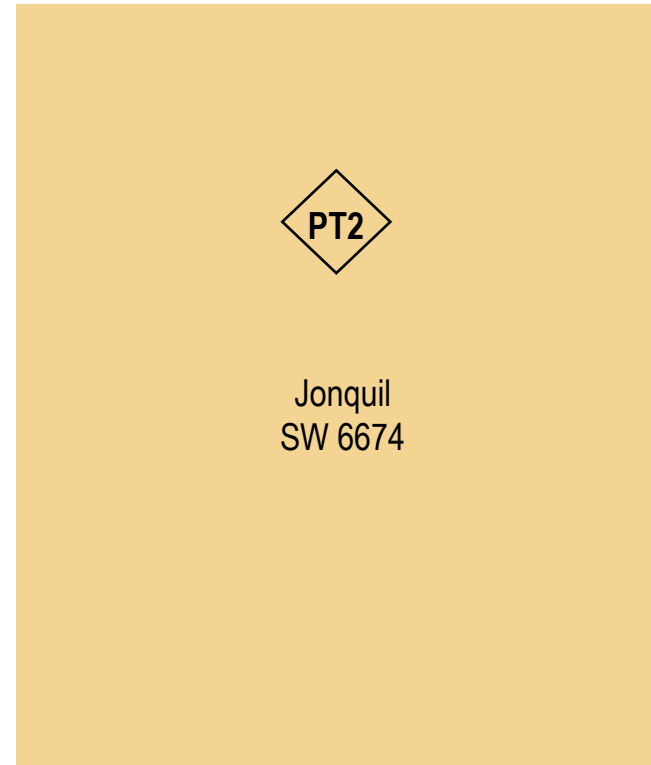
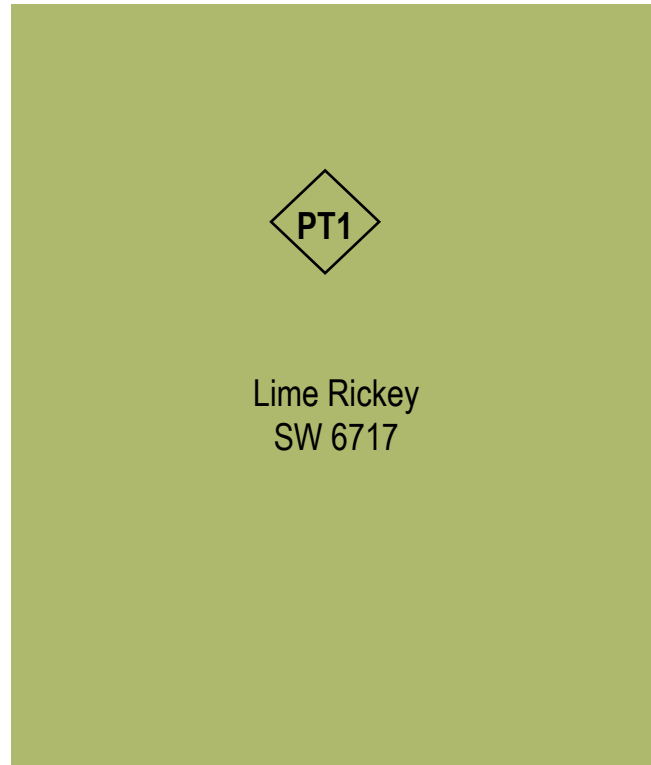
LAMINATE #2
WA Castle Oak
7928-38





REFLECTED CEILING PLAN





School is responsible for materials and labor

PREPARATION

Walls need to be properly prepped and sanded for proper paint adhesion. We then recommend at least one coat of standard Bonding Primer.

PAINT & SHEEN

We recommend all paint is Pre-Cat latex epoxy paint (all single component) in a satin sheen. These recommendations are not a requirement if the paint professional has reasoning for a different specification.



PH is responsible for materials and labor



PROJECT HISTORY

PRELIM DATE: 7.29.2024

REVISION 1: 8.30.2024

- Updated AW4, AW5a-d, and AW8 per client's request.
- Updated serving equipment laminate to WA Castle Oak per client's request.

REVISION 2: 9.17.2024

- Updated AW5a-d, AW8, and the GO Panel laminate per client's request.

FINAL BOOK APPROVAL

*Signing below indicates all project furniture quantities, colors, laminates, paint, graphic content & all other design elements have been reviewed and will receive no additional revisions. Any revisions requested beyond final book approval will incur additional charges and extended lead times.

**Client indicates an understanding that materials, colors, and artwork in this book are digital representations only and there may be variation in appearance due to screen calibration and/or color print anomalies.

Print Name: _____ Title: _____

Signature: _____ Date: _____



TERMS & CONDITIONS

TRASH REMOVAL

Dumpsters and trash haul away are not part of any provided installation pricing. Any waste, dunnage or packaging materials from delivery and installation will be compacted and neatly left on site. If dumpsters are required, special arrangements will be made with costs included on quote.

NEW or REMODEL PROJECTS

Palmer Hamilton is NOT responsible for site verifications unless they have entered into a design agreement contract with the customer. Dealer/end-user takes full responsibility of ensuring furniture and décor will fit. Please *verify* room dimensions prior to ordering. If drawing was scaled, traced or copied, please field verify all room dimensions for accuracy. If field dimensions can not be obtained, late shipments may occur.

Do not scale off these plans. If scaled plans are needed, please contact the project manager.

Palmer Hamilton is not responsible for changes, or deletions not reviewed and approved in advanced by Palmer Hamilton.

If half-walls or furnishings are to be clipped-down to floor, the Dealer/End-user is responsible to inform Palmer Hamilton of the locations. Palmer Hamilton is not responsible or liable for any electrical or plumbing that may be in the floors.

Please advise Palmer Hamilton if there is Asbestos in or around the location of the installation.

ADA COMPLIANT SEATING

A minimum of 5% but not less than one table shall be placed for wheelchair compliance. Palmer Hamilton is not responsible if the client has requested to provide less than this number in their facility. It is the responsibility of the end user to meet the compliancy standards.

It is also the responsibility of the end user to know their fire code capacity limits.

ELECTRICAL

Palmer Hamilton will suggest and supply the light fixtures if requested by the customer.

Palmer Hamilton installers do not install light fixtures as our installers are not electrical contractors and do not hold local licenses. School is responsible for all wiring and hooking up of the light fixtures. Palmer Hamilton will supply a lighting fixture plan of requested locations for the Schools electrician to use for placement of lighting fixtures

WINDOWS

School is responsible for any/all repair of window glass, trim and window caulking if necessary, prior to the installation.

School is responsible for cleaning of windows for window cling installation. If windows are not cleaned prior to installation, Palmer Hamilton will assess an additional charge for cleaning.

School is responsible for removing any window treatments that are not staying in new design.

WALLS

School is responsible for cleaning walls of any and all hooks, bulletin boards not remaining in design, loose wiring, removable clocks, conduit if not necessary.

Repair/Patching of any broken drywall and cracks in CMU, prior to installation.

Any newly constructed walls must be primed and painted prior to installation.

Any painting that is not supplied by Palmer Hamilton needs to be completed fourteen (14) days prior to our installation to properly cure.

CEILING

Palmer Hamilton does not sell or install standard ceiling tiles. Palmer Hamilton will remove or replace tiles if it is part of a décor item only. Our installers will only install any décor that might be attached to the ceiling and not to the tile grid for safety reasons as required.

FLOORING

Palmer Hamilton may specify a suggested flooring, but takes no liability in regard to floor performance, installation, and/or upkeep.

Any new flooring must be completed fourteen (14) days prior to installation to allow ample curing time of adhesives, and cleaning of flooring must also be completed prior to Palmer Hamilton installers being onsite for installation.

If Nonstandard glides are needed, it is the responsibility of the end-user to inform Palmer Hamilton of the type needed and cost will be added to the quote.

Vinyl Base trim must be completed prior to Palmer Hamilton furniture installation, unless the decision was made during the design phase by the client to have Palmer Hamilton installers install the base trim.

EXISTING EQUIPMENT AND FURNITURE

Please remove all equipment and furniture that is not to be in the new design plan prior to Palmer Hamilton's arrival.

I agree to terms & conditions

Signature _____ Date: _____

