


Special Education Local Plan Area (SELPA) Local Plan

SELPA

Fiscal Year

LOCAL PLAN
Attachments
SPECIAL EDUCATION LOCAL PLAN AREA



California Department of Education

Special Education Division

January 2020

Attachment I

SELPA:



Fiscal Year:

Attachment I—Local Educational Agency Listing

Participating Local Educational Agency Identification

Enter the California Department of Education (CDE) issued county/district/school code (CDS) and the full name for each local educational agency (LEA) participating in the local plan. The LEA names will automatically populate the remaining attachments. Pursuant to California *Education Code (EC)* sections 56205(a)(12)(D)(iii) and 56195.1(b) and (c). Special Education Local Plan Areas (SELPA) with one or more LEAs, or those who join with the county office of education (COE) to submit a local plan to the CDE for consideration of approval must include copies of joint powers agreements or contractual agreements, as appropriate.

Users may remove all entries in each Attachment template (I through VI) by selecting the "Reset" button below. Similarly, users may add, or remove table rows by selecting the "plus" or "minus" buttons bellow. Actions taken here will be automatically repeated for each table included herein.

Add or Delete Row	List Number	CDS CODE	LEA
 	1	761754	Mt. Diablo Unified School District

Attachment II

SELPA: Mt. Diablo Unified

Fiscal Year: 2020-21

Attachment II—Projected Special Education Revenue by Local Educational Agency

For each local educational agency (LEA) participating in the local plan, enter the projected special education revenue funding sources allowed by the Individuals with Disabilities Education Act (IDEA). Information included in this table must be consistent with revenues identified in Section D, Table 1.

LEA	Assembly Bill (AB) 602 State Aid	AB 602 Property Tax	Federal IDEA Part C	Federal IDEA Part B	State Infant/Toddler	State Preschool	State Mental Health	Federal Mental Health	Subtotal
Mt. Diablo Unified School District	17,988,590, ⁽¹⁾	\$0	\$161,463	\$7,144,206	\$124,682	\$2,613,034	\$5,166,691	\$345,516	18,004,145,5
Totals:	17,988,590,⁽¹⁾	\$0	\$161,463	\$7,144,206	\$124,682	\$2,613,034	\$5,166,691	\$345,516	18,004,145,5
Totals:	17,988,590,⁽¹⁾	\$0	\$161,463	\$7,144,206	\$124,682	\$2,613,034	\$5,166,691	\$345,516	18,004,145,5
Totals:	17,988,590,⁽¹⁾	\$0	\$161,463	\$7,144,206	\$124,682	\$2,613,034	\$5,166,691	\$345,516	18,004,145,5
Totals:	17,988,590,⁽¹⁾	\$0	\$161,463	\$7,144,206	\$124,682	\$2,613,034	\$5,166,691	\$345,516	18,004,145,5
Totals:	17,988,590,⁽¹⁾	\$0	\$161,463	\$7,144,206	\$124,682	\$2,613,034	\$5,166,691	\$345,516	18,004,145,5
Totals:	17,988,590,⁽¹⁾	\$0	\$161,463	\$7,144,206	\$124,682	\$2,613,034	\$5,166,691	\$345,516	18,004,145,5

Attachment III

SELPA:

Fiscal Year:

Attachment III—Projected Expenditures by Object Code by Local Educational Agency

For each local educational agency (LEA) participating in the local plan, enter the projected special education expenditures by LEA and object code as allowed by the IDEA. Information included in this table must be consistent with expenditures identified in Section D, Tables 2.

LEA	1000 Certificated Salaries	2000 Classified Salaries	3000 Employee Benefits	4000 Supplies	5000 Services and Operations	6000 Capital Outlay	7000 Other Outgo and Financing	Subtotal
Mt. Diablo Unified School District	28,220,479	14,516,000	18,882,865	\$2,165,191	19,909,484	\$0	\$4,518,805	88,212,824
Totals:	28,220,479	14,516,000	18,882,865	\$2,165,191	19,909,484	\$0	\$4,518,805	88,212,824

Attachment IV

SELPA: Mt. Diablo Unified

Fiscal Year: 2020-21

Attachment IV—Projected Revenue by Federal, State, and Local Funding Source by Local Educational Agency

For each local educational agency (LEA) participating in the local plan, enter the projected special education expenditures allowed by each funding source. Information included in this table must be consistent with revenues identified in Section D, Table 3.

LEA	Federal Revenue	Percent of Total Federal Revenue	State Revenue	Percent of Total State Revenue	Local Revenue	Total Federal and State Fundings
Mt. Diablo Unified School District	\$7,665,786	100.00%	77,185,064	100.00%	\$3,361,974	84,850,850
Totals:	\$7,665,786	100.00%	77,185,064	100.00%	\$3,361,974	84,850,850
Totals:	\$7,665,786	100.00%	77,185,064	100.00%	\$3,361,974	84,850,850
Totals:	\$7,665,786	100.00%	77,185,064	100.00%	\$3,361,974	84,850,850
Totals:	\$7,665,786	100.00%	77,185,064	100.00%	\$3,361,974	84,850,850
Totals:	\$7,665,786	100.00%	77,185,064	100.00%	\$3,361,974	84,850,850
Totals:	\$7,665,786	100.00%	77,185,064	100.00%	\$3,361,974	84,850,850

Attachment V—Projected Expenditures by Local Educational Agency for Supplemental Aids and Services in the Regular Classroom for Students with Disabilities and Those Identified with Low Incidence Disabilities

Enter the revenue allocated to each LEA for supplemental aids and services (SAS) for those students with disabilities placed in the regular classroom setting and those who are identified with low incidence (LI) disabilities. Information included in this table must be consistent with revenues identified in Section D, Table 5.

LEA	Total Federal and State Revenue	Total Revenue Allocated to SAS in Regular Classroom	Percent of Total LEA Federal and State Revenue SAS	Total Revenue Allocated to Students with LI Disabilities	Percent of Total LEA Federal and State Revenue Low Incidence	Total Percent of Projected Total Revenue by LEA for SAS and LI
Mt. Diablo Unified School District	84,850,850	\$0	0%	\$116,079	0%	0.14%
Totals:	84,850,850	\$0	<i>Not Applicable</i>	\$116,079	<i>Not Applicable</i>	<i>Not Applicable</i>
Totals:	84,850,850	\$0	<i>Not Applicable</i>	\$116,079	<i>Not Applicable</i>	<i>Not Applicable</i>
Totals:	84,850,850	\$0	<i>Not Applicable</i>	\$116,079	<i>Not Applicable</i>	<i>Not Applicable</i>
Totals:	84,850,850	\$0	<i>Not Applicable</i>	\$116,079	<i>Not Applicable</i>	<i>Not Applicable</i>
Totals:	84,850,850	\$0	<i>Not Applicable</i>	\$116,079	<i>Not Applicable</i>	<i>Not Applicable</i>
Totals:	84,850,850	\$0	<i>Not Applicable</i>	\$116,079	<i>Not Applicable</i>	<i>Not Applicable</i>

Attachment VI—Specialized Academic Instruction and Related Services by Local Educational Agency, Service Codes 210–900

	<p>1. Enter the names of all LEAs, vendors or contractors of the State Departments of Health Care Services, State Hospitals, and any designated local public health or mental health agency participating in the local plan. Select the California Longitudinal Pupil Achievement Data System (CALPADs) School Owner Code from the drop-down menu.</p> <p>2. Check the box for each service provided by the corresponding LEA. If a service is not provided by a provider, leave the box "blank." Service codes are defined in Section E of the local plan.</p>																																																				
<p>LEA</p> <p>Mt. Diablo Unified School District</p>	<table border="0"> <tr> <td><input checked="" type="checkbox"/> 330</td> <td><input checked="" type="checkbox"/> 210</td> <td><input checked="" type="checkbox"/> 220</td> <td><input type="checkbox"/> 230</td> <td><input type="checkbox"/> 240</td> <td><input checked="" type="checkbox"/> 250</td> <td><input checked="" type="checkbox"/> 260</td> <td><input type="checkbox"/> 270</td> <td><input type="checkbox"/> 340</td> <td><input checked="" type="checkbox"/> 350</td> <td><input type="checkbox"/> 360</td> <td><input type="checkbox"/> 370</td> <td><input checked="" type="checkbox"/> 415</td> </tr> <tr> <td><input checked="" type="checkbox"/> 425</td> <td><input checked="" type="checkbox"/> 435</td> <td><input checked="" type="checkbox"/> 436</td> <td><input checked="" type="checkbox"/> 445</td> <td><input checked="" type="checkbox"/> 450</td> <td><input checked="" type="checkbox"/> 460</td> <td><input checked="" type="checkbox"/> 510</td> <td><input checked="" type="checkbox"/> 515</td> <td><input checked="" type="checkbox"/> 520</td> <td><input checked="" type="checkbox"/> 525</td> <td><input checked="" type="checkbox"/> 530</td> <td><input checked="" type="checkbox"/> 535</td> <td><input type="checkbox"/> 540</td> </tr> <tr> <td><input checked="" type="checkbox"/> 545</td> <td><input checked="" type="checkbox"/> 610</td> <td><input checked="" type="checkbox"/> 710</td> <td><input checked="" type="checkbox"/> 715</td> <td><input checked="" type="checkbox"/> 720</td> <td><input checked="" type="checkbox"/> 725</td> <td><input checked="" type="checkbox"/> 730</td> <td><input checked="" type="checkbox"/> 735</td> <td><input type="checkbox"/> 740</td> <td><input type="checkbox"/> 745</td> <td><input type="checkbox"/> 750</td> <td><input type="checkbox"/> 755</td> <td><input checked="" type="checkbox"/> 760</td> </tr> <tr> <td><input checked="" type="checkbox"/> 820</td> <td><input checked="" type="checkbox"/> 830</td> <td><input checked="" type="checkbox"/> 840</td> <td><input checked="" type="checkbox"/> 850</td> <td><input checked="" type="checkbox"/> 855</td> <td><input checked="" type="checkbox"/> 860</td> <td><input checked="" type="checkbox"/> 865</td> <td><input checked="" type="checkbox"/> 870</td> <td><input checked="" type="checkbox"/> 890</td> <td><input checked="" type="checkbox"/> 900</td> <td><input checked="" type="checkbox"/> 900</td> <td><input type="checkbox"/> 900</td> <td><input type="checkbox"/> 900</td> </tr> </table>	<input checked="" type="checkbox"/> 330	<input checked="" type="checkbox"/> 210	<input checked="" type="checkbox"/> 220	<input type="checkbox"/> 230	<input type="checkbox"/> 240	<input checked="" type="checkbox"/> 250	<input checked="" type="checkbox"/> 260	<input type="checkbox"/> 270	<input type="checkbox"/> 340	<input checked="" type="checkbox"/> 350	<input type="checkbox"/> 360	<input type="checkbox"/> 370	<input checked="" type="checkbox"/> 415	<input checked="" type="checkbox"/> 425	<input checked="" type="checkbox"/> 435	<input checked="" type="checkbox"/> 436	<input checked="" type="checkbox"/> 445	<input checked="" type="checkbox"/> 450	<input checked="" type="checkbox"/> 460	<input checked="" type="checkbox"/> 510	<input checked="" type="checkbox"/> 515	<input checked="" type="checkbox"/> 520	<input checked="" type="checkbox"/> 525	<input checked="" type="checkbox"/> 530	<input checked="" type="checkbox"/> 535	<input type="checkbox"/> 540	<input checked="" type="checkbox"/> 545	<input checked="" type="checkbox"/> 610	<input checked="" type="checkbox"/> 710	<input checked="" type="checkbox"/> 715	<input checked="" type="checkbox"/> 720	<input checked="" type="checkbox"/> 725	<input checked="" type="checkbox"/> 730	<input checked="" type="checkbox"/> 735	<input type="checkbox"/> 740	<input type="checkbox"/> 745	<input type="checkbox"/> 750	<input type="checkbox"/> 755	<input checked="" type="checkbox"/> 760	<input checked="" type="checkbox"/> 820	<input checked="" type="checkbox"/> 830	<input checked="" type="checkbox"/> 840	<input checked="" type="checkbox"/> 850	<input checked="" type="checkbox"/> 855	<input checked="" type="checkbox"/> 860	<input checked="" type="checkbox"/> 865	<input checked="" type="checkbox"/> 870	<input checked="" type="checkbox"/> 890	<input checked="" type="checkbox"/> 900	<input checked="" type="checkbox"/> 900	<input type="checkbox"/> 900	<input type="checkbox"/> 900
<input checked="" type="checkbox"/> 330	<input checked="" type="checkbox"/> 210	<input checked="" type="checkbox"/> 220	<input type="checkbox"/> 230	<input type="checkbox"/> 240	<input checked="" type="checkbox"/> 250	<input checked="" type="checkbox"/> 260	<input type="checkbox"/> 270	<input type="checkbox"/> 340	<input checked="" type="checkbox"/> 350	<input type="checkbox"/> 360	<input type="checkbox"/> 370	<input checked="" type="checkbox"/> 415																																									
<input checked="" type="checkbox"/> 425	<input checked="" type="checkbox"/> 435	<input checked="" type="checkbox"/> 436	<input checked="" type="checkbox"/> 445	<input checked="" type="checkbox"/> 450	<input checked="" type="checkbox"/> 460	<input checked="" type="checkbox"/> 510	<input checked="" type="checkbox"/> 515	<input checked="" type="checkbox"/> 520	<input checked="" type="checkbox"/> 525	<input checked="" type="checkbox"/> 530	<input checked="" type="checkbox"/> 535	<input type="checkbox"/> 540																																									
<input checked="" type="checkbox"/> 545	<input checked="" type="checkbox"/> 610	<input checked="" type="checkbox"/> 710	<input checked="" type="checkbox"/> 715	<input checked="" type="checkbox"/> 720	<input checked="" type="checkbox"/> 725	<input checked="" type="checkbox"/> 730	<input checked="" type="checkbox"/> 735	<input type="checkbox"/> 740	<input type="checkbox"/> 745	<input type="checkbox"/> 750	<input type="checkbox"/> 755	<input checked="" type="checkbox"/> 760																																									
<input checked="" type="checkbox"/> 820	<input checked="" type="checkbox"/> 830	<input checked="" type="checkbox"/> 840	<input checked="" type="checkbox"/> 850	<input checked="" type="checkbox"/> 855	<input checked="" type="checkbox"/> 860	<input checked="" type="checkbox"/> 865	<input checked="" type="checkbox"/> 870	<input checked="" type="checkbox"/> 890	<input checked="" type="checkbox"/> 900	<input checked="" type="checkbox"/> 900	<input type="checkbox"/> 900	<input type="checkbox"/> 900																																									

