

Mt. Diablo Unified School District Programs for English Learners



CARMEN GARCÉS
DIRECTOR OF ENGLISH LEARNER SERVICES

MDUSDBOARD PRESENTATION
DECEMBER 17, 2018

Objectives

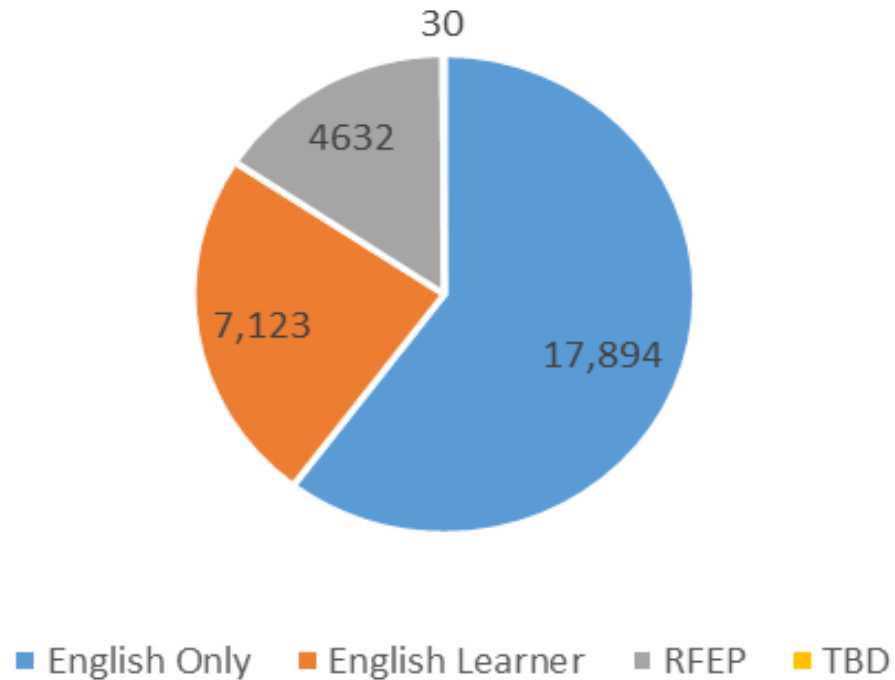


- **English Learners in Mt. Diablo**
- **Top 10 languages**
- **Review ELPAC results**
- **ELPI Indicator on California Dashboard**
- **Services for English Learners**
- **Next steps**

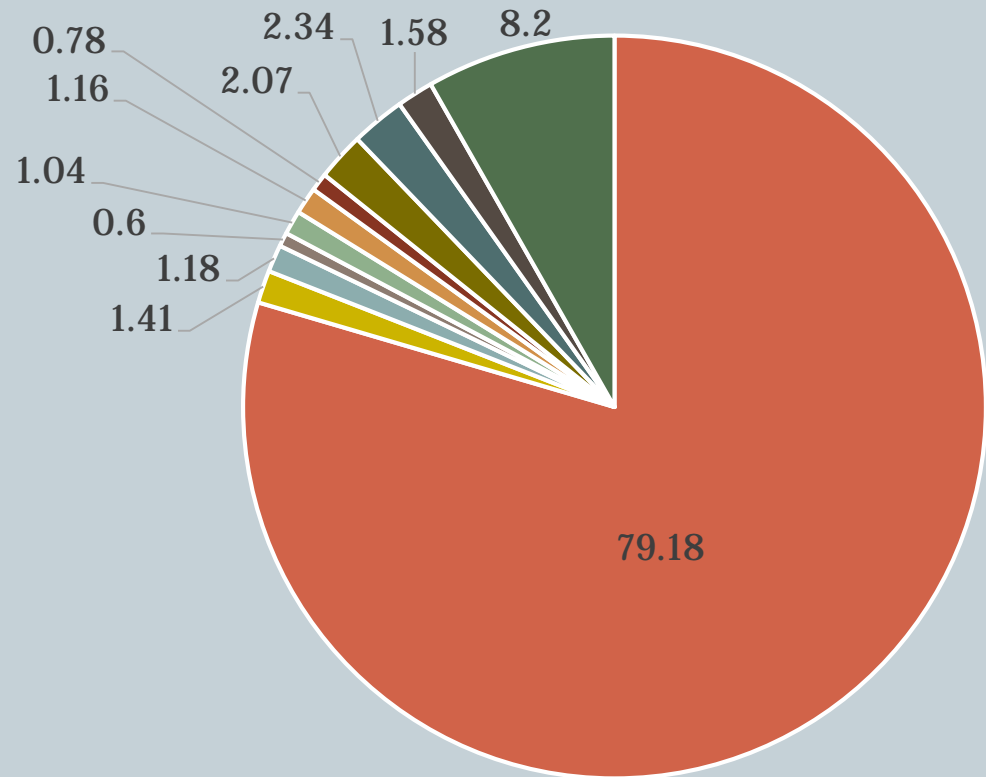
Student Population in Mt. Diablo



Student Population Based on Language Designation- Data Quest 17-18



Top 10 languages spoken in Mt. Diablo

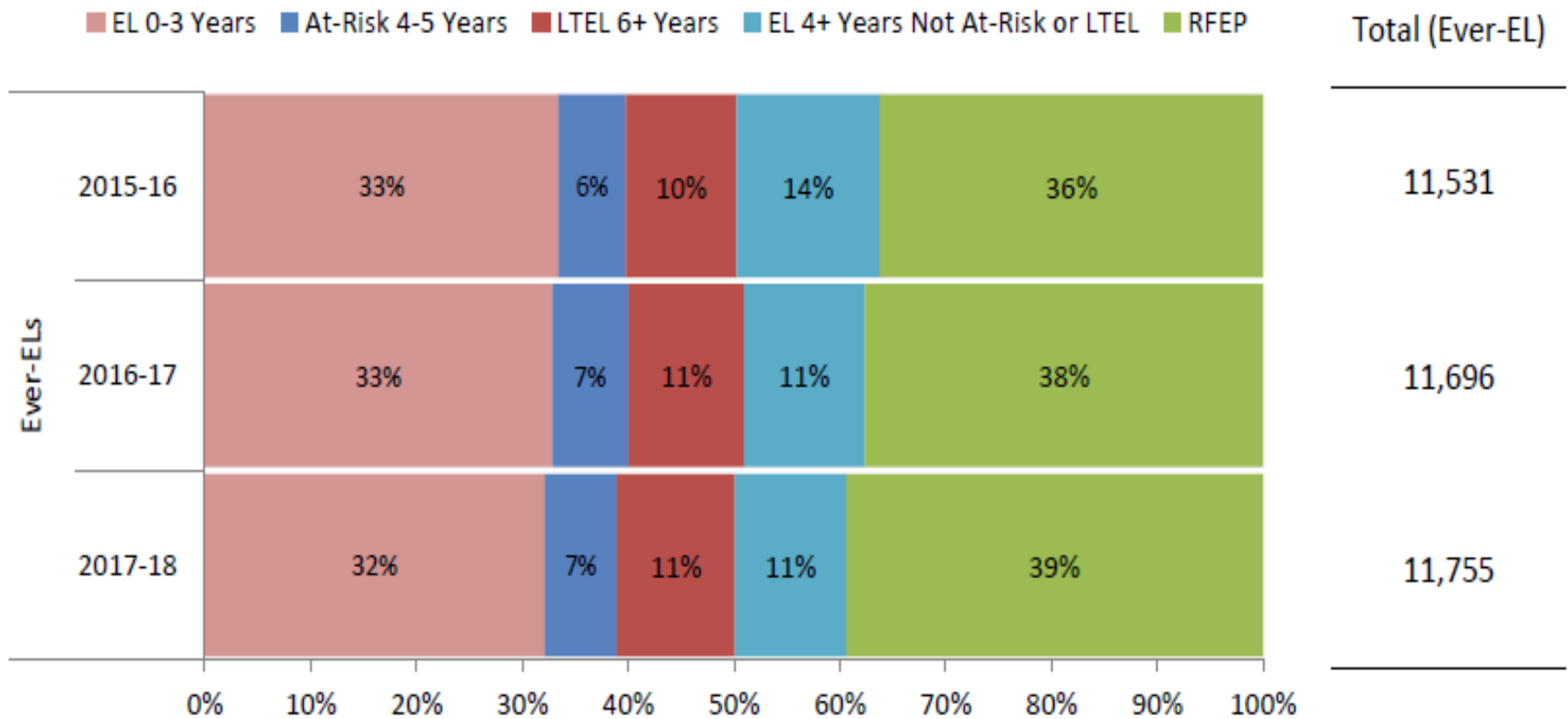


- Spanish
- Vietnamese
- Russian
- Punjabi
- Pashto
- Mandarin
- Korean
- Filipino
- Farsi
- Arabic
- other

English Learners in Mt. Diablo



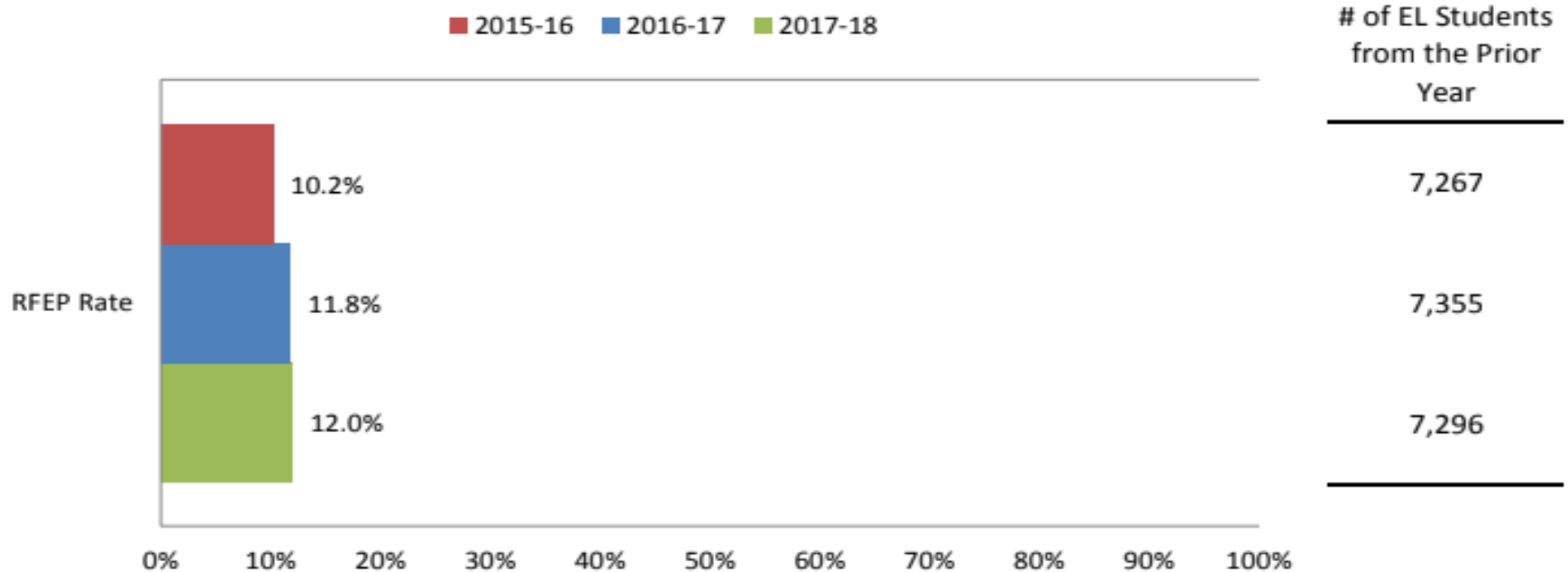
Ever-ELs



Mt. Diablo Unified School District RFEP



RFEP Rate



Data Source: CDE DataQuest. Subgroups with limited number of students were excluded in this report or indicated with an (*) to protect student privacy.

Date: July 31, 2018

English Language Proficiency Assessments for California (ELPAC)



- **New assessment- replaces CELDT**
- **Initial ELPAC- within 30 days of enrollment**
- **Summative ELPAC- spring Feb through May**
- **Assesses speaking, listening, reading, and writing**

ELPAC Results



STUDENT SCORE REPORT | 2017—2018
Indianapolis Fred Indiana
SUMMATIVE ASSESSMENT | GRADE 5

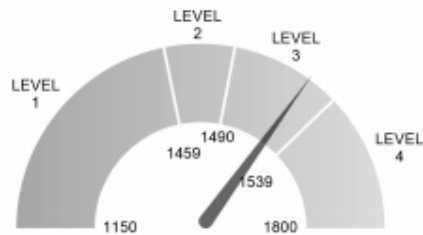
Indianapolis Fred's Grade 5 Results on the English Language Proficiency Assessments for California

Indianapolis Fred's Overall Score of 1525 is in Level 3.

Students at this level have **moderately developed** English skills.

OVERALL
SCORE:
1525

LEVEL
3



2017—2018

Grade 5

This was Indianapolis Fred's first time taking the ELPAC.
If Indianapolis Fred takes the test again next year, this area will show the score history.

ELPAC Results



Oral Language Score

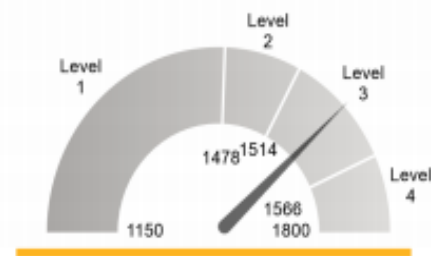


1510 | Level 3

The Oral Language Score is a combination of Indianapolis Fred's Listening and Speaking performance, shown below.

	Beginning	Somewhat/ Moderately	Well Developed
Listening			✓
Speaking		✓	

Written Language Score



1540 | Level 3

The Written Language Score is a combination of Indianapolis Fred's Reading and Writing performance, shown below.

	Beginning	Somewhat/ Moderately	Well Developed
Reading		✓	
Writing		✓	

ELPAC Performance Levels - Summative Test

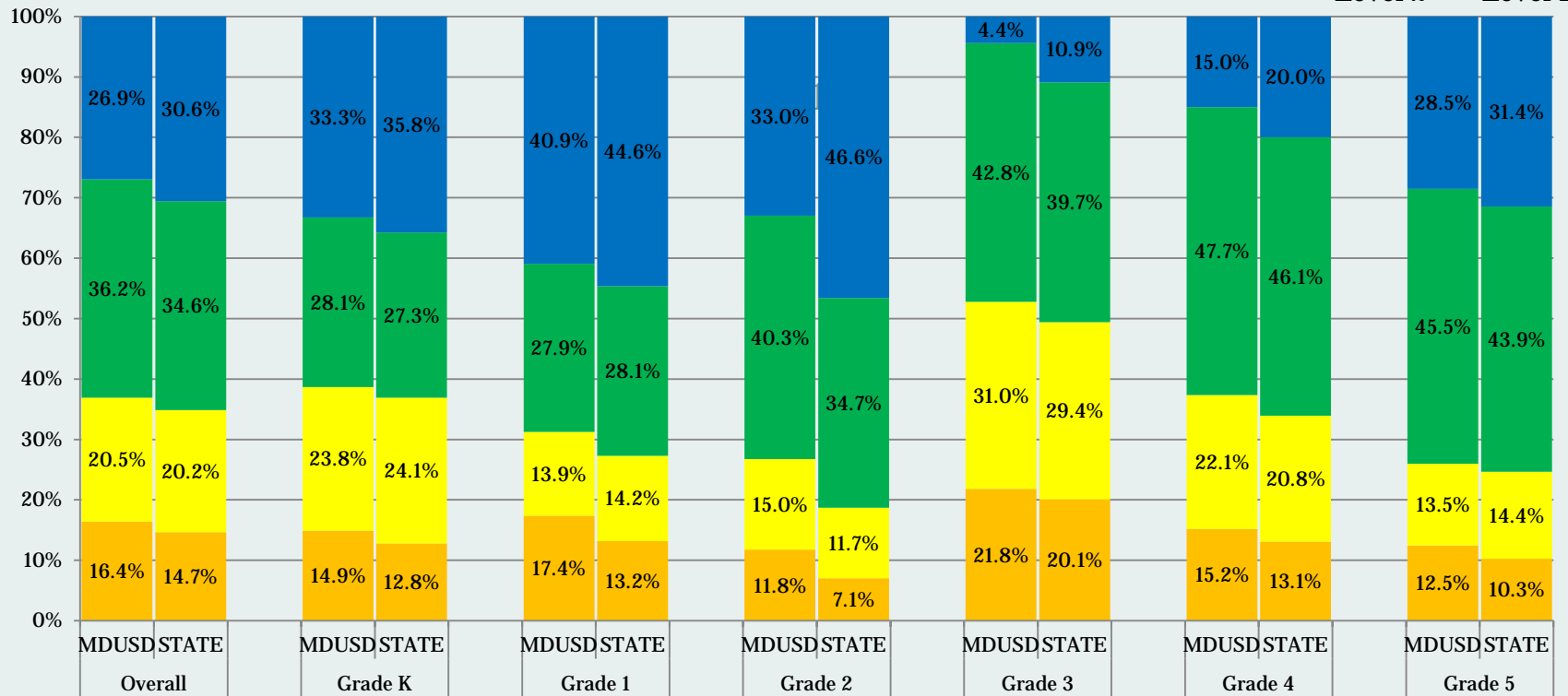


ELPAC Level	ELPAC Gauge	What Students Can Typically Do at Each Level
LEVEL 4		<p>Students at this level have well developed English skills.</p> <ul style="list-style-type: none">• They can usually use English to learn new things in school and to interact in social situations.• They may occasionally need help using English.
LEVEL 3		<p>Students at this level have moderately developed English skills.</p> <ul style="list-style-type: none">• They can sometimes use English to learn new things in school and to interact in social situations.• They may need help using English to communicate on less-familiar school topics and in less-familiar social situations.
LEVEL 2		<p>Students at this level have somewhat developed English skills.</p> <ul style="list-style-type: none">• They usually need help using English to learn new things at school and to interact in social situations.• They can often use English for simple communication.
LEVEL 1		<p>Students at this level are at a beginning stage of developing English skills.</p> <ul style="list-style-type: none">• They usually need substantial help using English to learn new things at school and to interact in social situations.• They may know some English words and phrases.

2017-18 ELPAC Test Results:

■ Level 4 ■ Level 3

■ Level 2 ■ Level 1

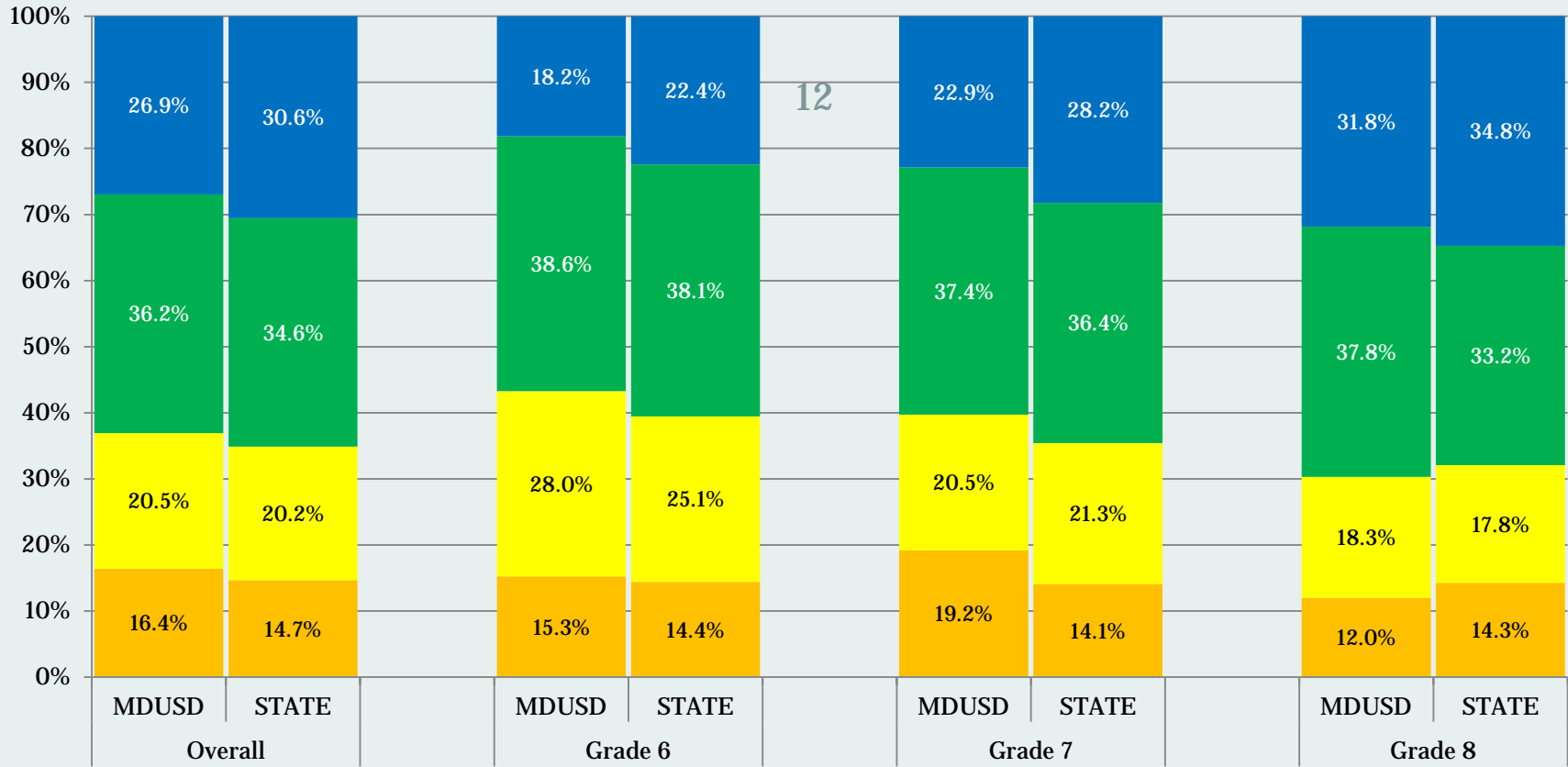


Student Grade	# of Students Tested	
	MDUSD	STATE
Overall	6,440	1,141,615
Grade K	959	176,526
Grade 1	887	146,516
Grade 2	613	128,076
Grade 3	591	114,289
Grade 4	533	104,547
Grade 5	466	91,337

Data Source: CDE Dataquest

2017-18 ELPC Test Results: Grade 6-8

■ Level 4 ■ Level 3
■ Level 2 ■ Level 1

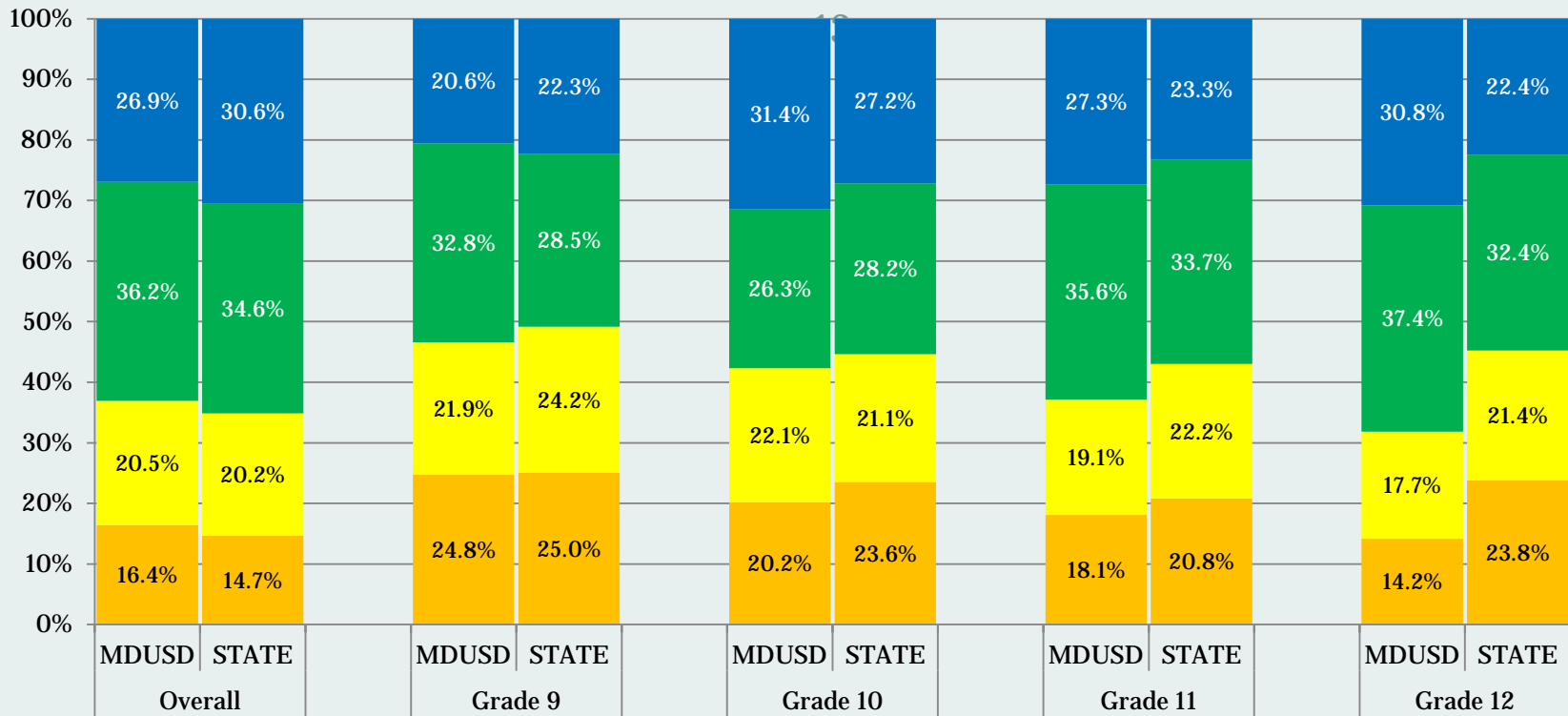


Student Grade	# of Students Tested	
	MDUSD	STATE
Overall	6,440	1,141,615
Grade 6	446	78,978
Grade 7	385	66,831
Grade 8	333	55,667

Data Source: CDE Dataquest

2017-18 ELPAC Test Results: Grade 9-12

■ Level 4 ■ Level 3
■ Level 2 ■ Level 1



Student Grade	# of Students Tested	
	MDUSD	STATE
Overall	6,440	1,141,615
Grade 9	311	52,321
Grade 10	312	49,067
Grade 11	315	42,462
Grade 12	289	34,998

Data Source: CDE Dataquest

DISTRICT PERFORMANCE OVERVIEW

Mt. Diablo Unified

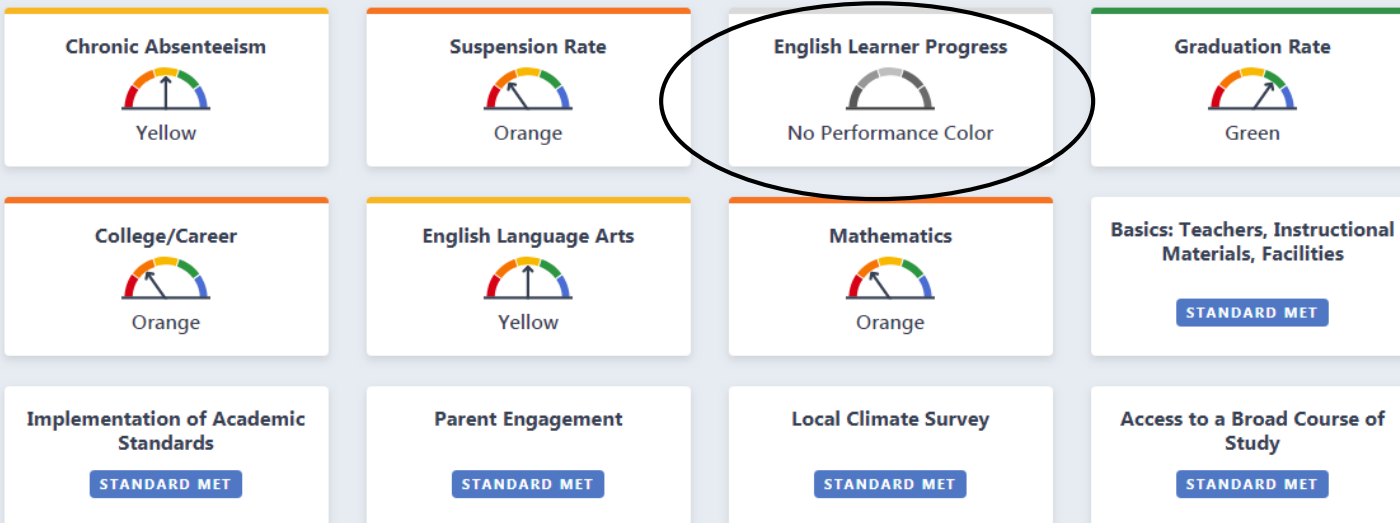
Explore the performance of Mt. Diablo Unified under California's Accountability System.

[Generate PDF Report](#)

[View All Schools](#)

[View Additional Reports](#)

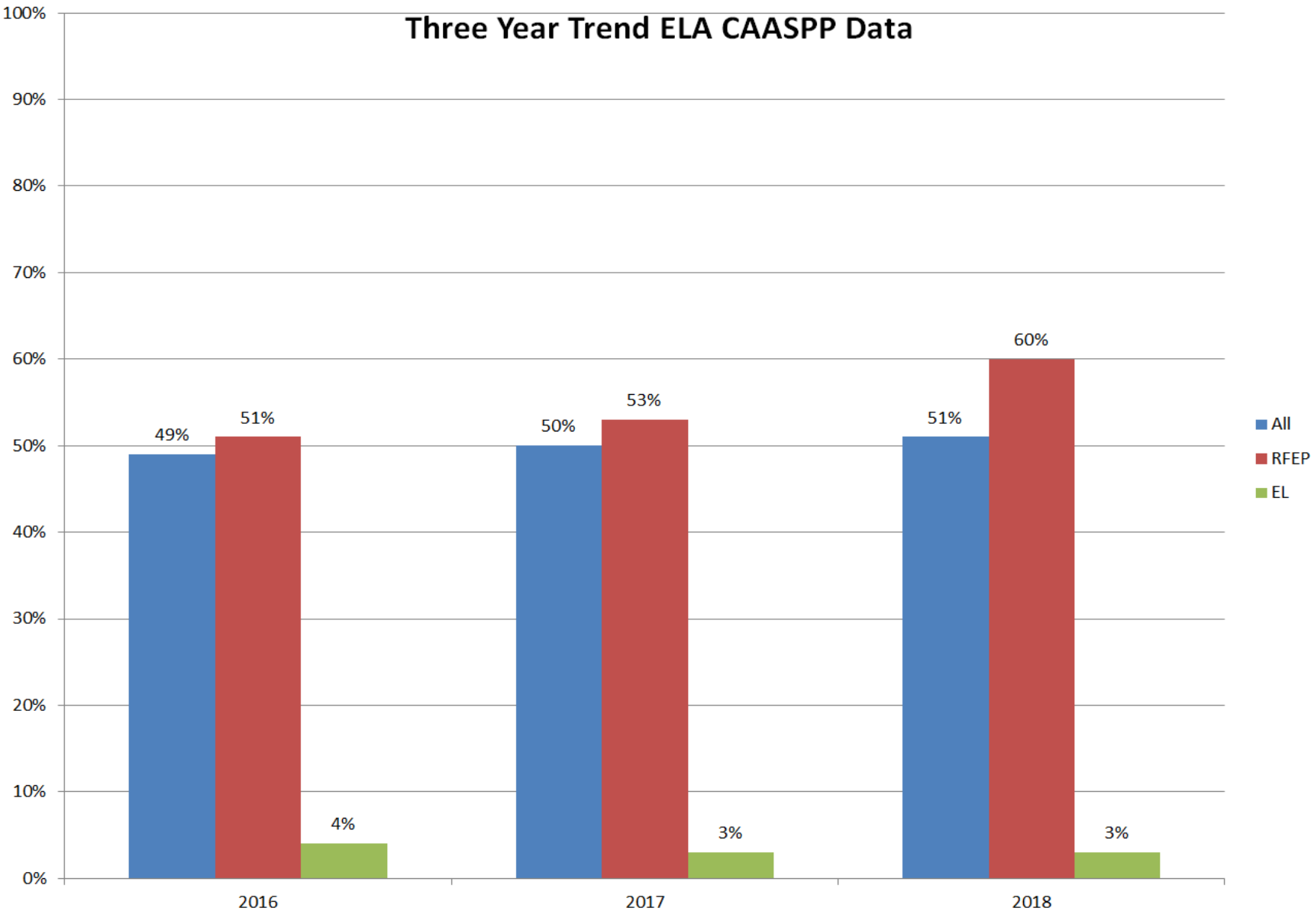
2018



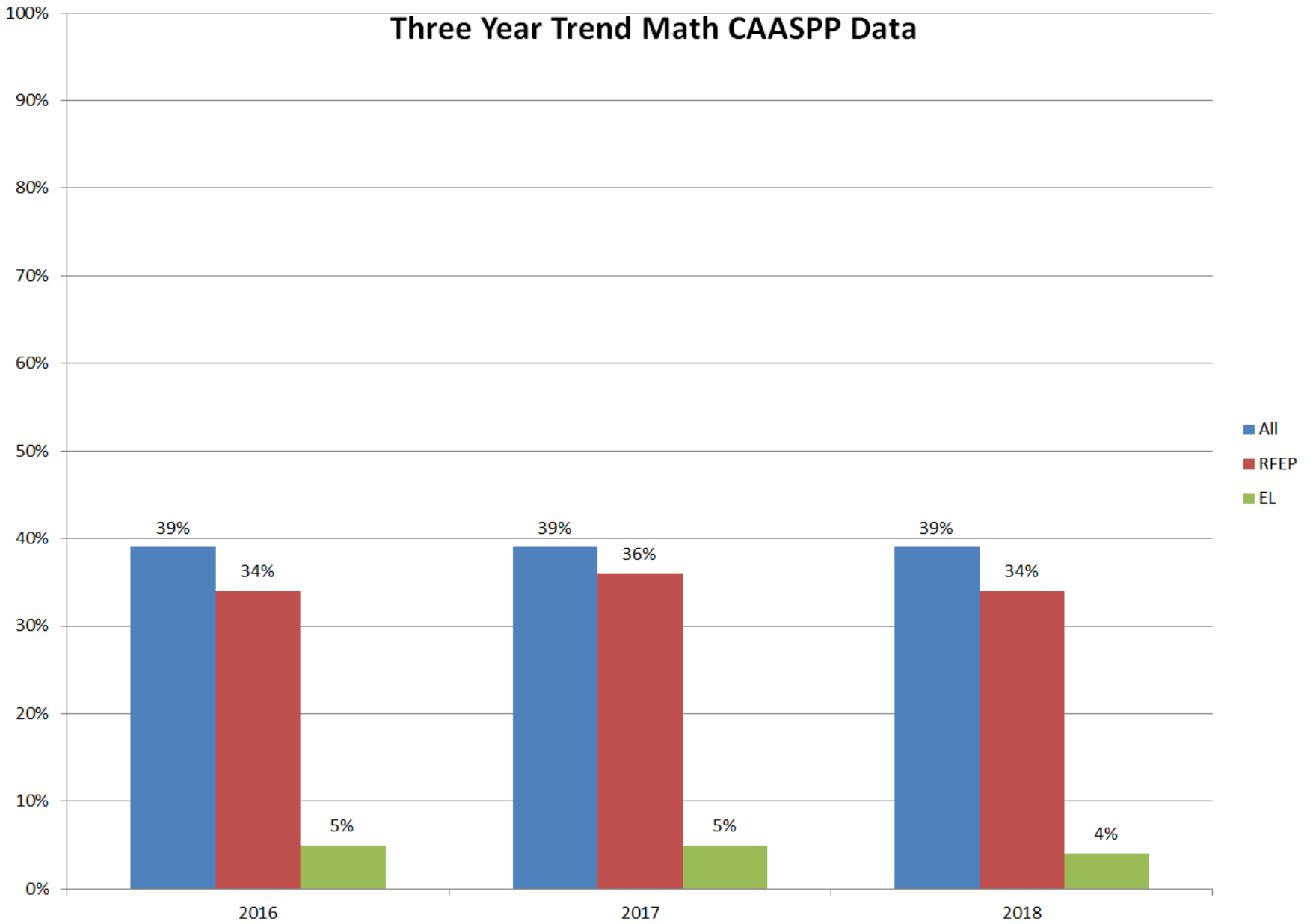
District Details

NAME Mt. Diablo Unified	ADDRESS 1936 Carlotta Drive Concord, CA 94519-1397	WEBSITE http://www.mdusd.org	GRADES SERVED K-Adult
-----------------------------------	---	---	---------------------------------

Three Year Trend ELA CAASPP Data



Three Year Trend Math CAASPP Data



Programs and Services for English Learners Elementary



Dual Language Two-way Immersion Program (TWI)

For whom is the program designed?
English learners
English speakers

What is the instructional program design?
Students learn CA content standards in two languages.

What are the goals?
Bilingualism and biliteracy
Academic proficiency

Dual Language Two-way Immersion Program (TWI)

Dual Language One-way Immersion Program (OWI)

For whom is the program designed?
English learners

What is the instructional program design?
Students learn CA content standards in two languages.

What are the goals?
Bilingualism and biliteracy
Academic proficiency

Dual Language One-way Immersion Program (OWI)

For whom is the program designed?
English learners

What is the instructional program design?
Students learn CA content standards in English.

What are the goals?
English and academic proficiency

Structured English Immersion

Spanish Language Development

Middle School Programs and Services

Structured English Immersion



For whom is the program designed?

English learners



What is the instructional program design?

Students learn CA content standards in English.



What are the goals?

English and academic proficiency



Newcomer Program



For whom is, the program designed.

English Learner students in the first year in the US school



What is the instructional program design?

Intensive ELD

Sheltered content classes



Goals

English and Academic proficiency

Academic Language Development



For whom is, the program designed.

English Learner 6 or more years and have not reclassified yet



What is the instructional program design?

Accelerated Academic English Engage students



Goals

English and Academic proficiency

High School Programs and Services

Structured
English
Immersion



For whom is the program designed?

English learners



What is the instructional program design?

Students learn CA content standards in English.



What are the goals?

English and academic proficiency



World
Academy



For whom is, the program designed.

English Learner students in the first year in the US school



What is the instructional program design?

Intensive ELD

Sheltered content classes



Goals

English and Academic proficiency

Academic
Language
Development



For whom is, the program designed.

English Learner 6 or more years and have not reclassified yet



What is the instructional program design?

Accelerated Academic English Engage students



Goals

English and Academic proficiency



**UPCOMING
ATTRACTIONS &
NEXT STEPS**

New for 2019-20 Middle School



ONE WAY DUAL LANGUAGE

Bel Air Elem

Cambridge Elem

Meadow Homes
Elem

Shore Acres Elem

Ygnacio Valley Elem

2019-20

Oak Grove- IB

Riverview- Accelerated
Spanish Language
Development

New for Middle School 20-21



TWO WAY DUAL LANGUAGE

Bancroft Elem

Holbrook Elem

2020-21

Foothill- Accelerated
Spanish Language
Development

Holbrook TK-8TH - Dual
Language



Thank
you!

사합니다 Nati

ke Ευχαριστίες Dal

Thank You Köszönő

Tacl

асибо Dank Graci

谢 Merci Se
あ